



TunePat Amazon Music Converter for Mac

User Manual

Overview

- [Introduction](#)
- [Key Features](#)
- [System Requirements](#)

Purchase & Registration

- [Purchase TunePat Amazon Music Converter](#)
- [Register TunePat Amazon Music Converter](#)

Installation & Interface

- [Installation](#)
- [Main Interface](#)
- [Menu](#)

Tutorials

- [Choose Output Settings](#)
- [Import Music Files](#)
- [Convert Music Files](#)
- [Check Conversion History](#)

Technical Supports

- [Support](#)
- [Contact](#)



Overview

- [Introduction](#)
- [Key Features](#)
- [System Requirements](#)

Introduction

Thanks for using TunePat Amazon Music Converter for Mac!

[TunePat Amazon Music Converter for Mac](#) is a professional Amazon Music recorder, which supports to download and record songs, albums, playlists and podcasts from Amazon Music without installing the Amazon Music app. Users can set output formats like MP3, AAC, AIFF, WAV, FLAC or ALAC, manually making it be flexible to transfer Amazon Music to more multimedia players and devices. This program can convert music at 10X conversion speed without audio quality loss and keeps the ID3 tags after conversion, which is convenient for users to find the music files.

Key Features

- Download music from Amazon Prime Music & Amazon Music Unlimited.
- Convert Amazon songs, albums, playlists and podcasts to MP3, AAC, AIFF, WAV, FLAC and ALAC.
- Support 10X faster conversion speed with lossless audio quality.
- Keep ID3 tags after conversion.
- No need to install the Amazon Music app.

System Requirements

- Mac OS X 10.11 or above;
- 1GHz processor or above;
- 512 megabytes (MB) or higher of RAM;
- 1GB of available hard-disk space or higher;
- 1024*768 resolution display or higher Monitor.



Purchase & Registration

- [Purchase TunePat Amazon Music Converter](#)
- [Register TunePat Amazon Music Converter](#)

Purchase TunePat Amazon Music Converter for Mac

Tips: To buy a license of TunePat Amazon Music Converter for Mac, click [Here](#).


1. Why should I buy TunePat Amazon Music Converter for Mac?

The free trial version of TunePat Amazon Music Converter enables you to convert the first three minutes of each song and convert 3 music files at a time. After you purchase this product, you will receive your Registration key to unlock the trial version limitations.

2. What Benefits do we have after Registration?

- Unlimited use without any function restrictions.
- FREE upgrades to the latest versions of the same product.
- FREE technical support.

Register Mac Version of TunePat Amazon Music Converter

Step 1: Run TunePat Amazon Music Converter on Mac and sign in with your Amazon Music account, then directly click  and **Register** to open the registration window as below:

Step2: Copy and paste the registration **Email** and **Code** you received into the registration pop-up window, then click **Register** button.

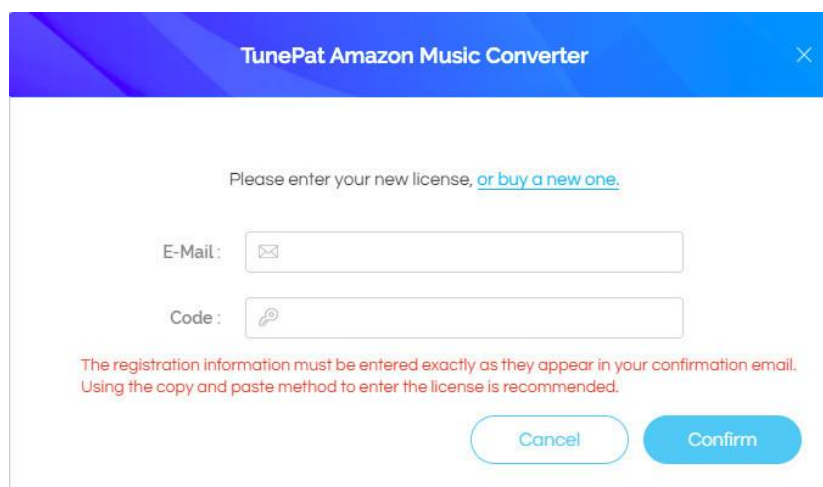
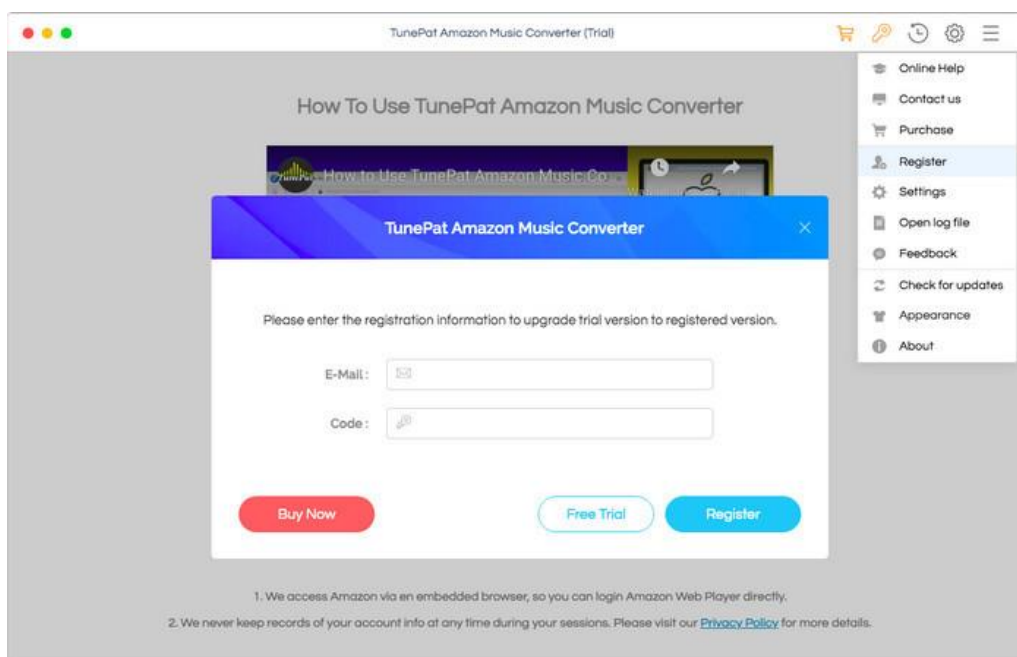
Step3: Once finished the Registration process, the limitations of the trial version will be removed.



Tutorial of TunePat Amazon Music Converter for Mac

Tips:

1. Make sure your computer is well-connected with the Internet.
2. We suggest you should just copy & paste the Registration information into the pop-up dialog.
3. Make sure both Registration Email and Registration key are provided by our company after purchasing. If you have not paid, please click **Buy Now** to get a license.
4. Please make sure Registration Email and Registration key you entered are both complete and correct, otherwise an error message will pop up as below:





Installation & Interface

- [Installation](#)
- [Main Interface](#)
- [Menu](#)

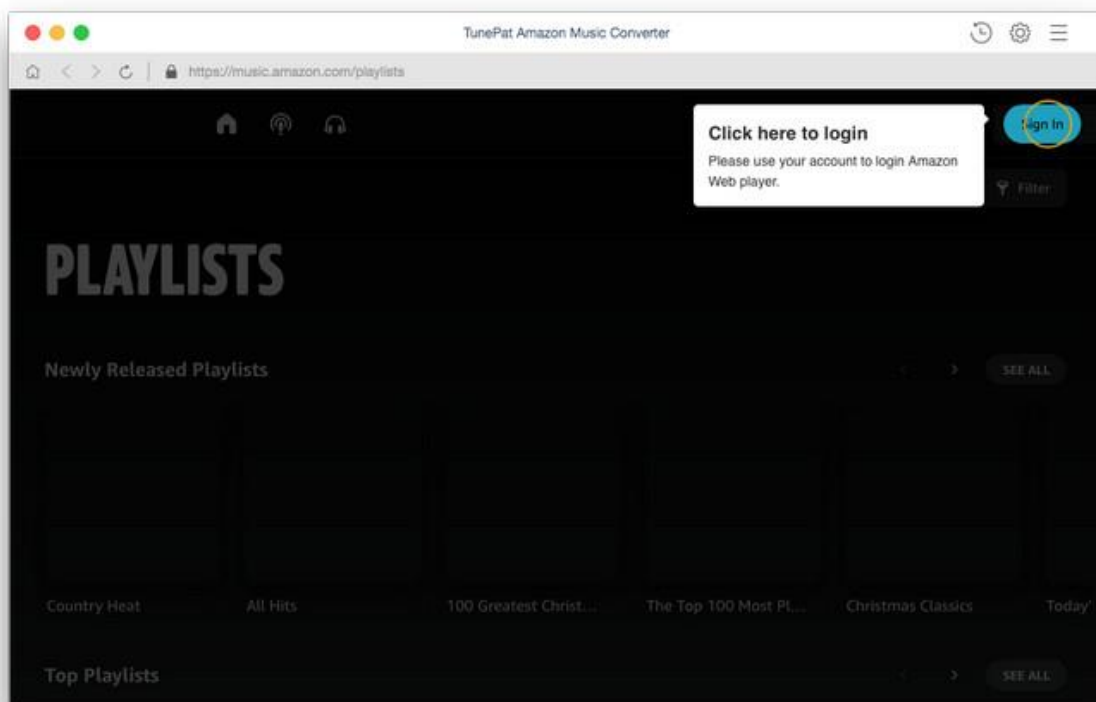
Installation

To install this product, please refer to the following steps:

1. Download the latest version of TunePat Amazon Music Converter through [Download Center](#).
2. Double click the installation file to start installing the program on your computer.
3. Follow the instruction to finish the installation.


Main Interface

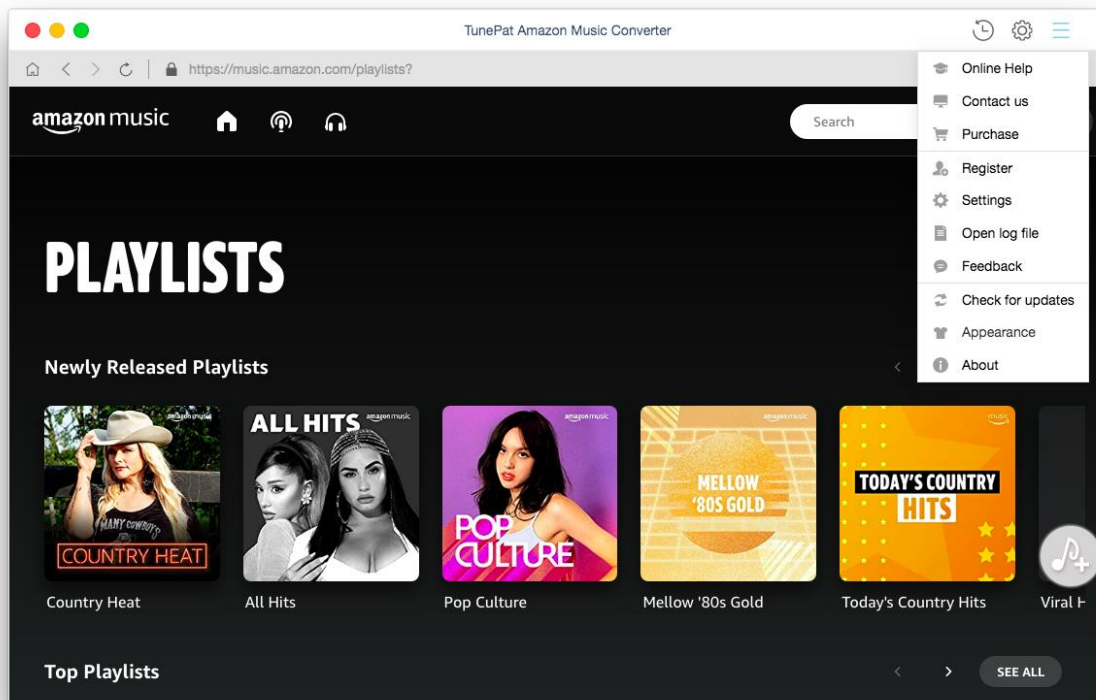
After launching TunePat Amazon Music Converter for Mac, the program will ask you to sign in with your Amazon Music account as below:





Menu

When clicking the Menu button  on the upper right corner of the interface, you will see the menu list as the following picture. Here you can choose the language you want to use, check for update when a new version is available, and open online-help page of TunePat Amazon Music Converter, and etc.



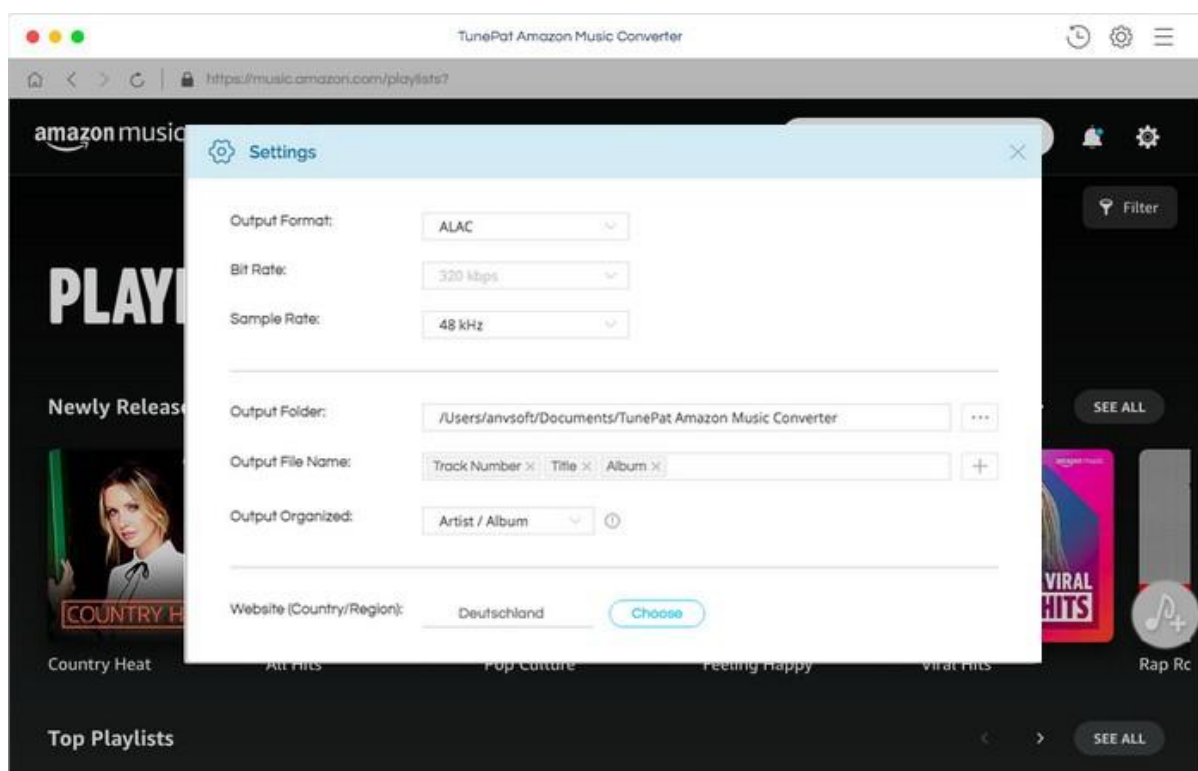


Tutorials

- [Choose Output Settings](#)
- [Import Music Files](#)
- [Convert Music Files](#)
- [Check Conversion History](#)

Choose Output Settings

Click the **Settings** button on the upper right corner. Here you can choose the output format (MP3/AAC/AIFF/WAV/FLAC/ALAC), bit rate, sample rate, output path and etc.



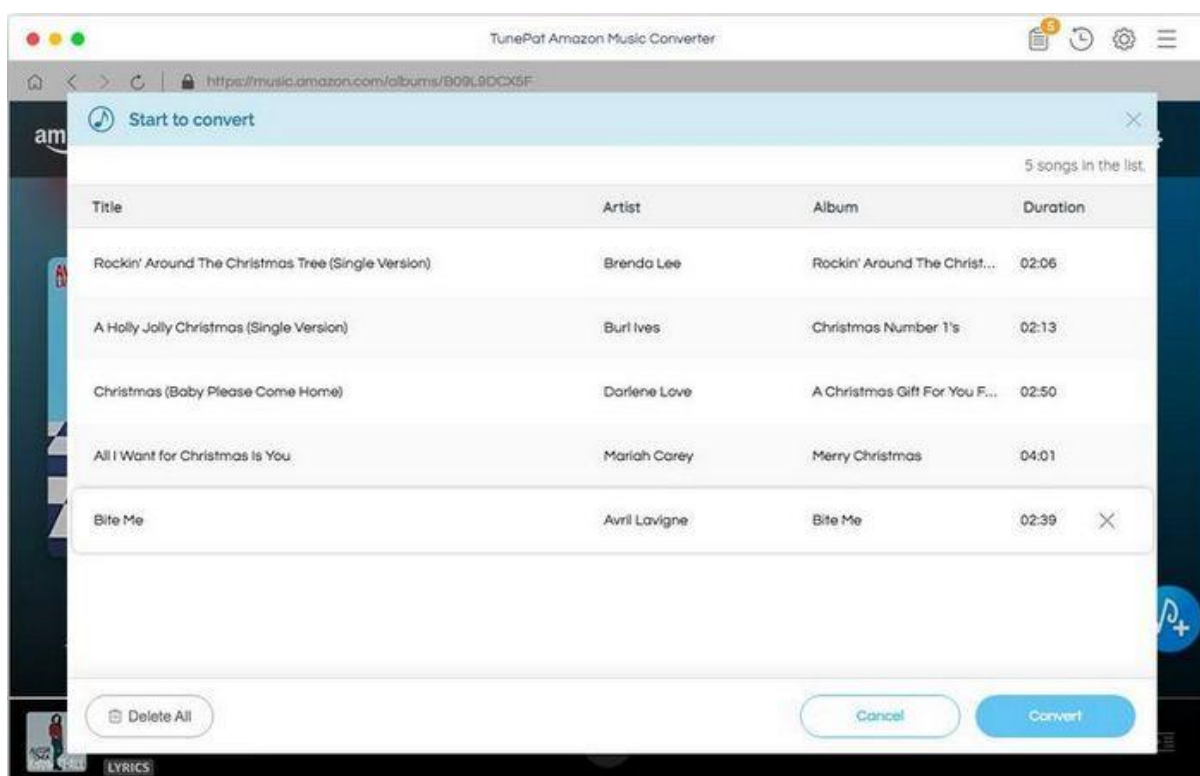
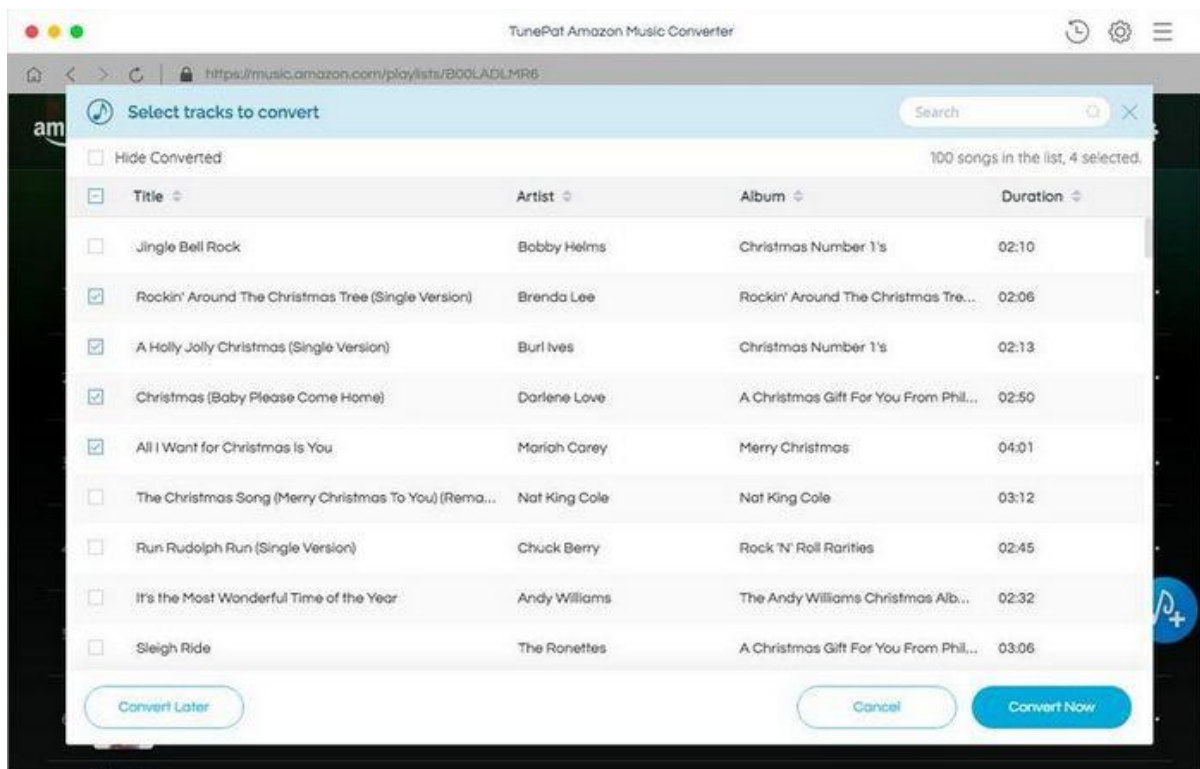
Import Music Files

Open one of your Amazon playlists, artists, podcasts or albums, click on the **Add to list** button and then select the songs that you'd like to convert.



Tutorial of TunePat Amazon Music Converter for Mac

To convert only these selected items, click on **Convert Now** option to start. To convert several albums or playlists at once, you can click on the **Convert Later** button. Then, repeat the steps of find out and load what you want to convert. When added all items you wish to download, go to the Convert list and tap **Convert**.

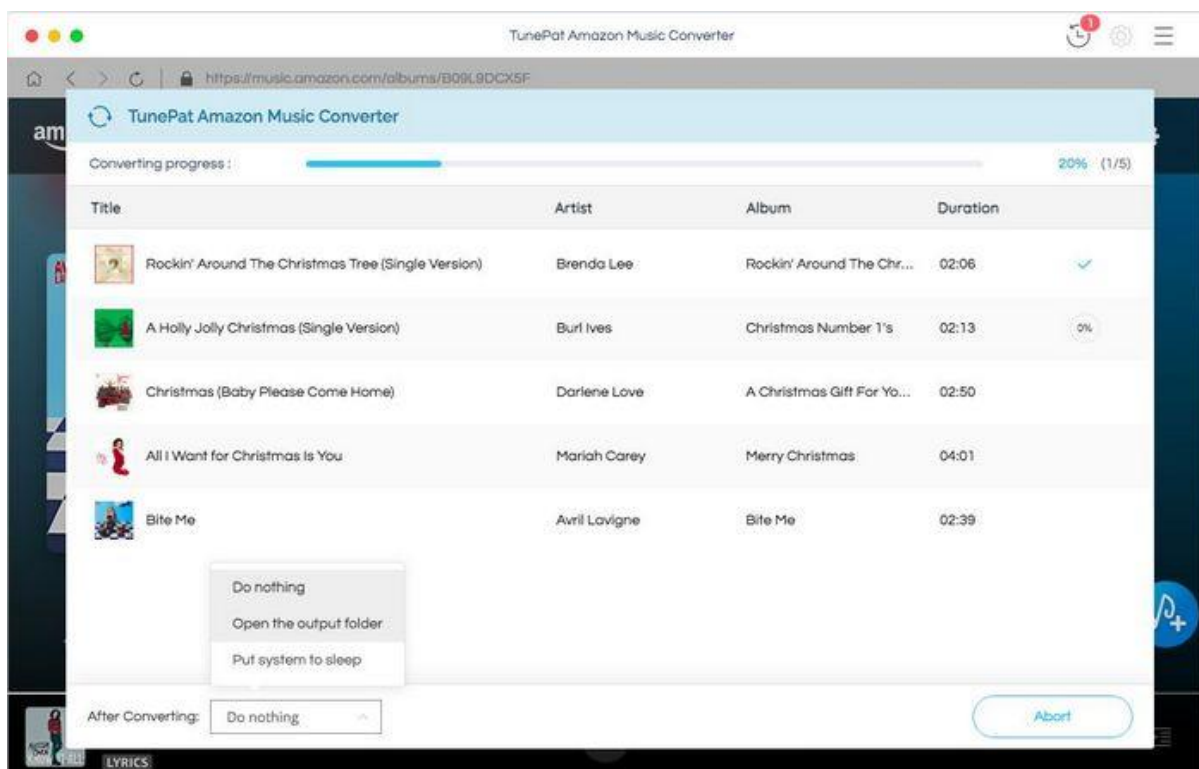





Convert Music Files

Now TunePat starts converting the Amazon Music to the output format you selected.

Tips: If you don't wish to output folder being opened automatically after conversion, you can change the option from **Open the output folder** to **Do nothing**.

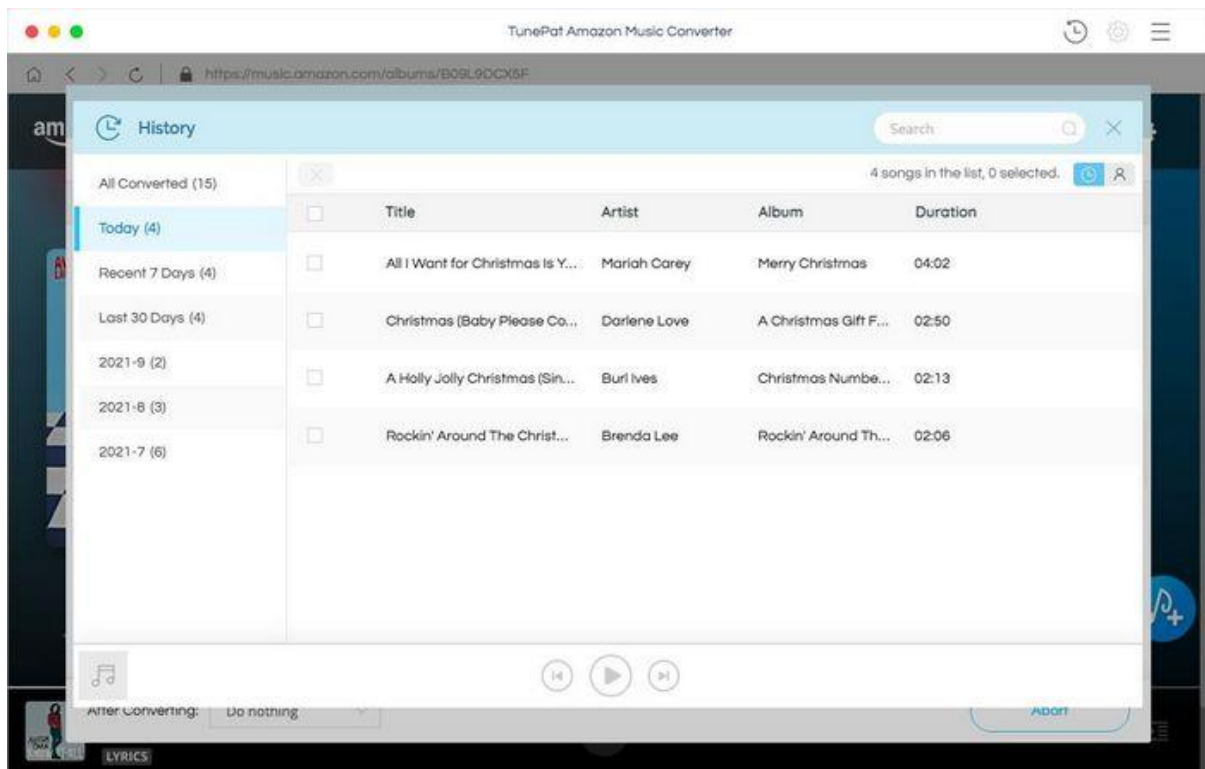


Check Conversion History

Once the conversion is done, you can find the downloaded Amazon Music by clicking  button on the upper right corner or directly going to the output folder you customized in previous step.



Tutorial of TunePat Amazon Music Converter for Mac





Technical Supports

- [Support](#)
- [Contact](#)

Support

For more information, please visit TunePat Official Website!

Homepage: <https://www.tunepat.com/download.html>

Product Page: <https://www.tunepat.com/amazon-music-converter-for-mac.html>

If you meet any problem, you may help yourself with TunePat FAQ!

FAQS Page: <https://www.tunepat.com/amazon-music-converter-mac/faq.html>

Support Page: <https://www.tunepat.com/amazon-music-converter-mac/online-help.html>

Contact

If you meet any problem when using our products, please contact TunePat technical support team for further assistance. Technical support inquiry, suggestion, feedback, proposal, compliments, or even criticism, are all welcome.

We are always ready to serve you with prompt and useful email support. From Monday to Sunday, we will answer your emails within 48 hours. Please allow time lag due to different time zones.

Support Email: support@tunepat.com