



TunePat Amazon Video Downloader for Mac

User Manual

Overview

- [Introduction](#)
- [Key Features](#)
- [System Requirements](#)

Purchase & Registration

- [Purchase TunePat Amazon Video Downloader](#)
- [Register TunePat Amazon Video Downloader](#)

Installation & Interface

- [Installation](#)
- [Main Interface](#)
- [Menu](#)

Tutorials

- [Log in to Amazon Account](#)
- [Customize the Output Settings](#)
- [Search for Amazon Video](#)
- [Download Amazon Video](#)
- [Check Download History](#)

Technical Supports

- [Support](#)
- [Contact](#)



Overview

- [Introduction](#)
- [Key Features](#)
- [System Requirements](#)

Introduction

Thanks for using TunePat Amazon Video Downloader for Mac!

[TunePat Amazon Video Downloader for Mac](#) is an excellent video downloader that is designed to download high-quality movies and TV shows from Amazon Prime Video in MP4 format. Equipped with a built-in search engine, TunePat can recognize each video from Prime Video by URL. Plus, it has the ability to save audio tracks and subtitles in all languages that you can get from the web browser. With TunePat Amazon Video Downloader, you can easily get millions of videos downloaded with high resolution (up to 1080P) and watch them offline on any device.

Key Features

- Download movies & TV shows from Prime Video.
- Support downloading videos in HD quality.
- Keep audio tracks and subtitles in all languages.
- No need to install Prime Video app.
- Download videos in batch at a fast speed.
- Free updates & technical support.

System Requirements

- Mac OS X 10.11 or above;
- 1GHz processor or above;
- 512 megabytes (MB) or higher of RAM;
- 1GB of available hard-disk space or higher;
- 1024*768 resolution display or higher Monitor.



Purchase & Registration

- [Purchase TunePat Amazon Video Downloader](#)
- [Register TunePat Amazon Video Downloader](#)

Purchase TunePat Amazon Video Downloader for Mac

Tips: To buy a license key for TunePat Amazon Video Downloader for Mac, click [Here](#).


1. Why should I buy TunePat Amazon Video Downloader for Mac?

The trial version of TunePat Amazon Video Downloader only enables users to download the first 5 minutes of each video. After you purchase the product, you will get the Register Email and Register Code to unlock the limitations.

2. What Benefits do we have after Registration?

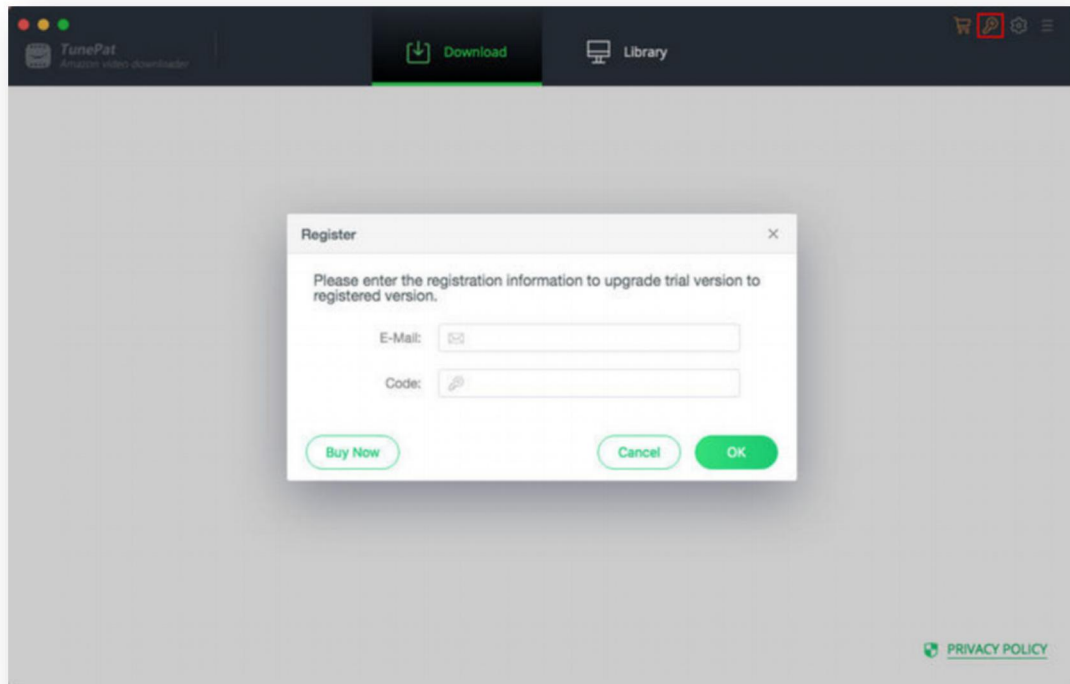
- Unlimited use during the subscription period without any function restrictions.
- FREE upgrades to the latest versions of the same product.
- FREE technical support.

Register TunePat Amazon Video Downloader for Windows

Step 1: Run TunePat Amazon Video Downloader on Mac, click the **Menu** button at the upper right corner of the interface and choose “**Register**” in the drop-down menu. Or you can directly click on  icon to open the registration window.



Tutorial of TunePat Amazon Video Downloader for Mac



Step2: Copy and paste the **Registration Email** and **Code** you received into the registration pop-up window, then click **“OK”** button.

Step3: Once finished the Registration process, the limitations of the trial version will be removed.



Tutorial of TunePat Amazon Video Downloader for Mac

Tips:

1. Make sure your computer is well-connected with the Internet.
2. We suggest you should just copy & paste the registration information into the pop-up dialog.
3. Make sure both Registration Email and Registration key are provided by our company after purchasing. If you have not paid, please click “**Buy Now**” to get a license.
4. Please make sure Registration Email and Registration key you entered are both complete and correct, otherwise an error message will pop up as below:

Register

Please enter the registration information to upgrade trial version to registered version.

E-Mail:

Code:

The registration information must be entered exactly as they appear in your confirmation email. Using the copy and paste method to enter the license is recommended.

Buy Now OK Cancel



Installation & Interface

- [Installation](#)
- [Main Interface](#)
- [Menu](#)

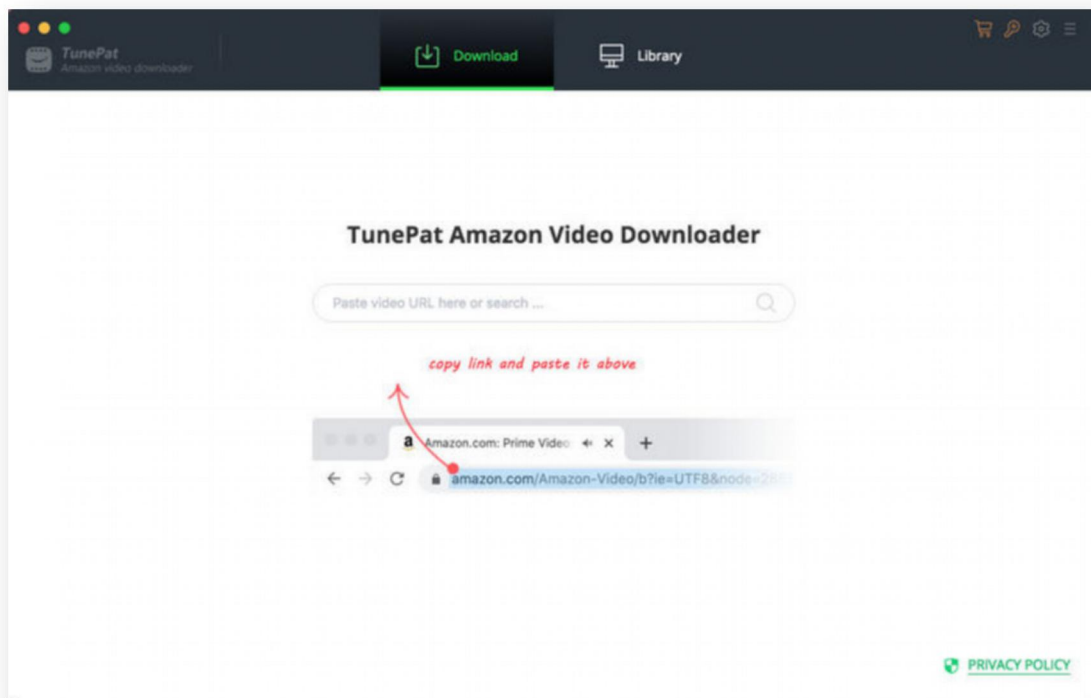
Installation

To install this product, please refer to the following steps:

1. Download the latest version of TunePat Amazon Video Downloader through [Download Center](#).
2. Double click the installation file to start installing the program on your computer. Then simply drag the TunePat application's icon to your Applications folder.
3. After installing, you can double-click TunePat icon to launch the program.

Main Interface

Run TunePat Amazon Video Downloader on Mac, you will see the simplified interface as below:

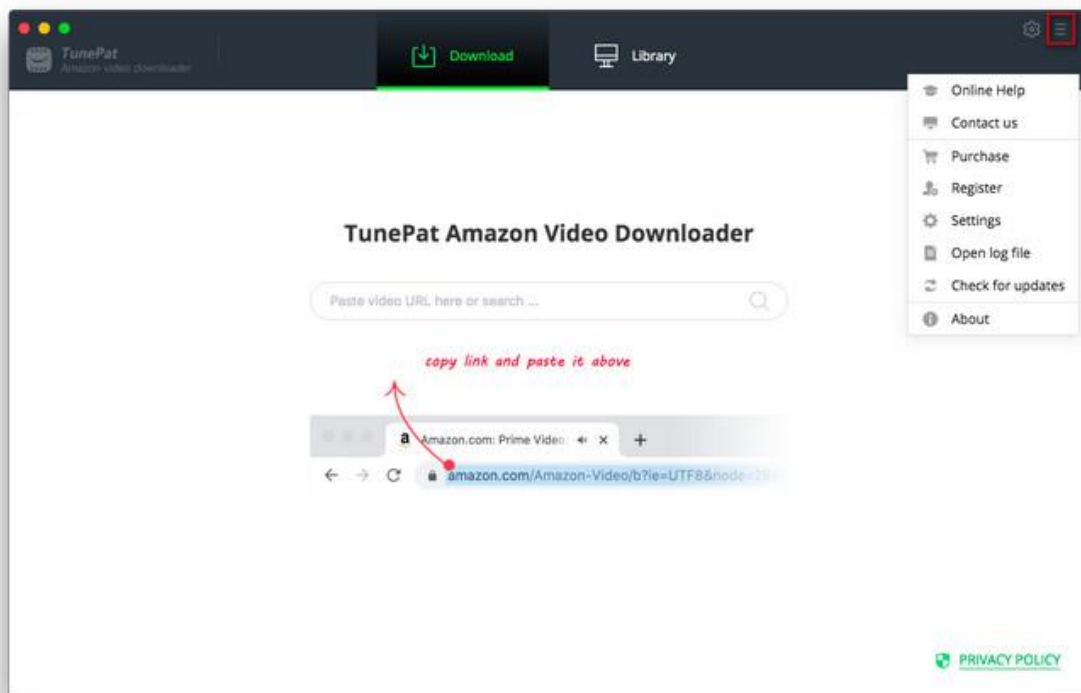




Tutorial of TunePat Amazon Video Downloader for Mac

Menu

Click **Menu** button on the upper right corner of the main interface, you will see the drop-down list. Here you can choose to register the program, change the output settings, check for update when a new version is available, ask for online help when you have any problem with the program, etc.





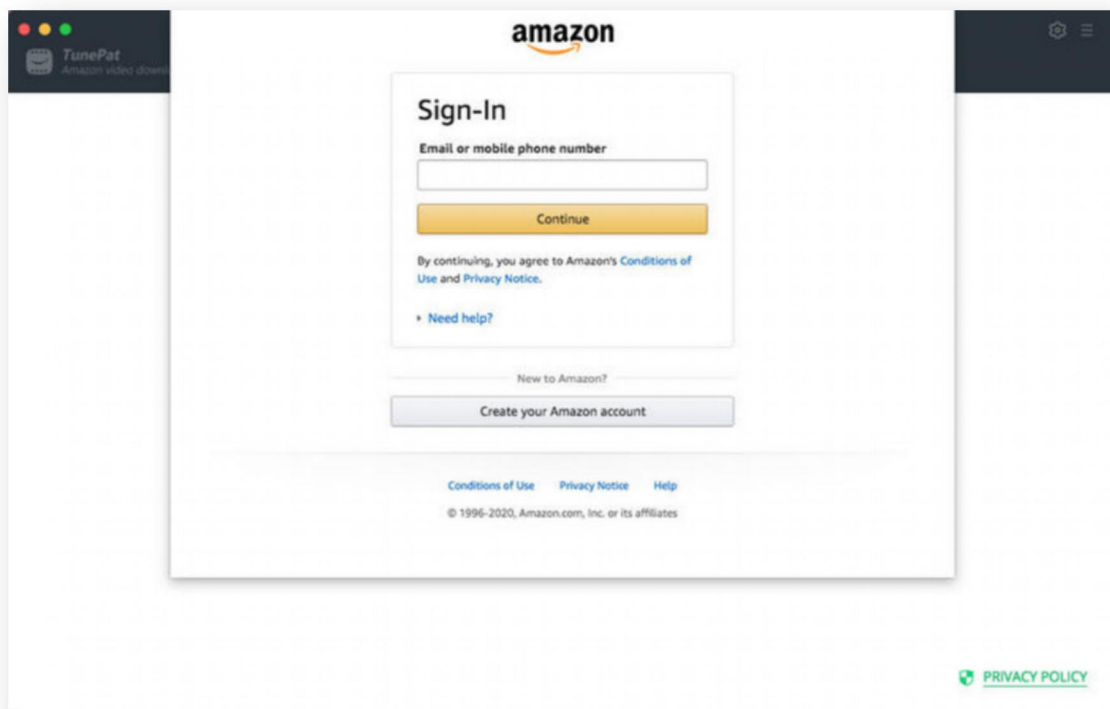
Tutorials

- [Log in to Amazon Account](#)
- [Customize the Output Settings](#)
- [Search for Amazon Video](#)
- [Download Amazon Video](#)
- [Check Download History](#)

Log in to Amazon Account

After launching TunePat Amazon Video Downloader, you need to sign in Amazon with your account. Simple import any word in search box, then a window will pop-up asking you to log in with Amazon account.

Note: TunePat will not take any information out of your account.

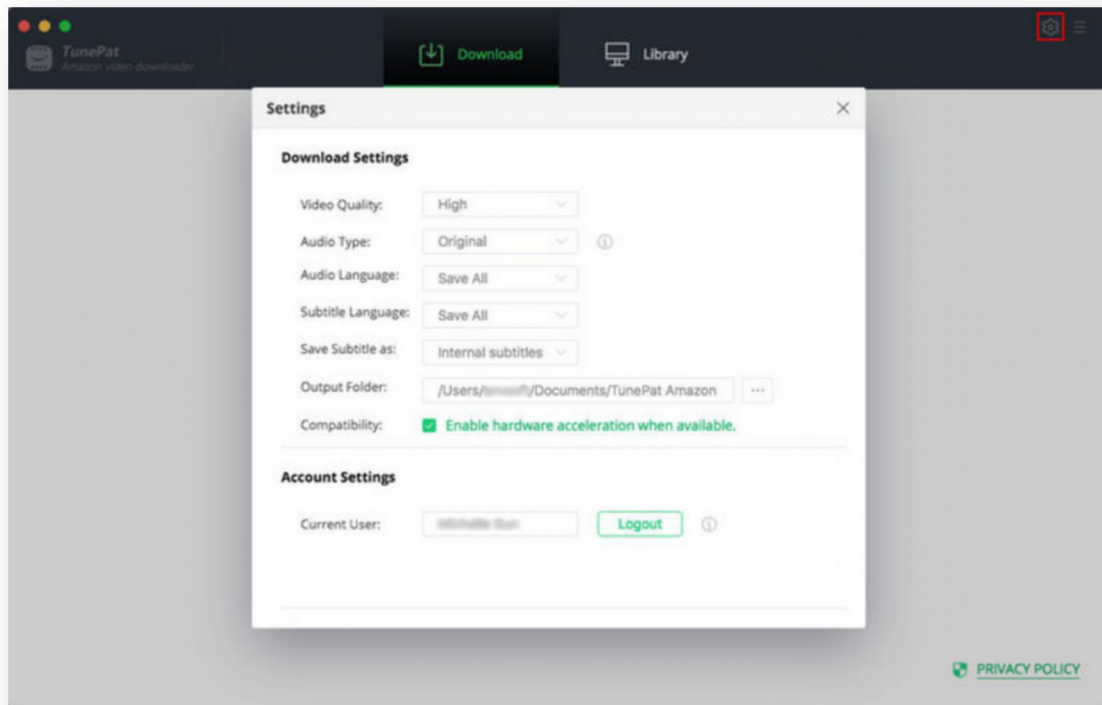




Tutorial of TunePat Amazon Video Downloader for Mac

Customize the Output Settings

Click the **'Setting'** button on the upper right corner of the interface to customize the output settings. You can choose to video quality (Low, Middle, High), audio type (Original or AD track), the language of audio track and subtitle, the output path, and more.

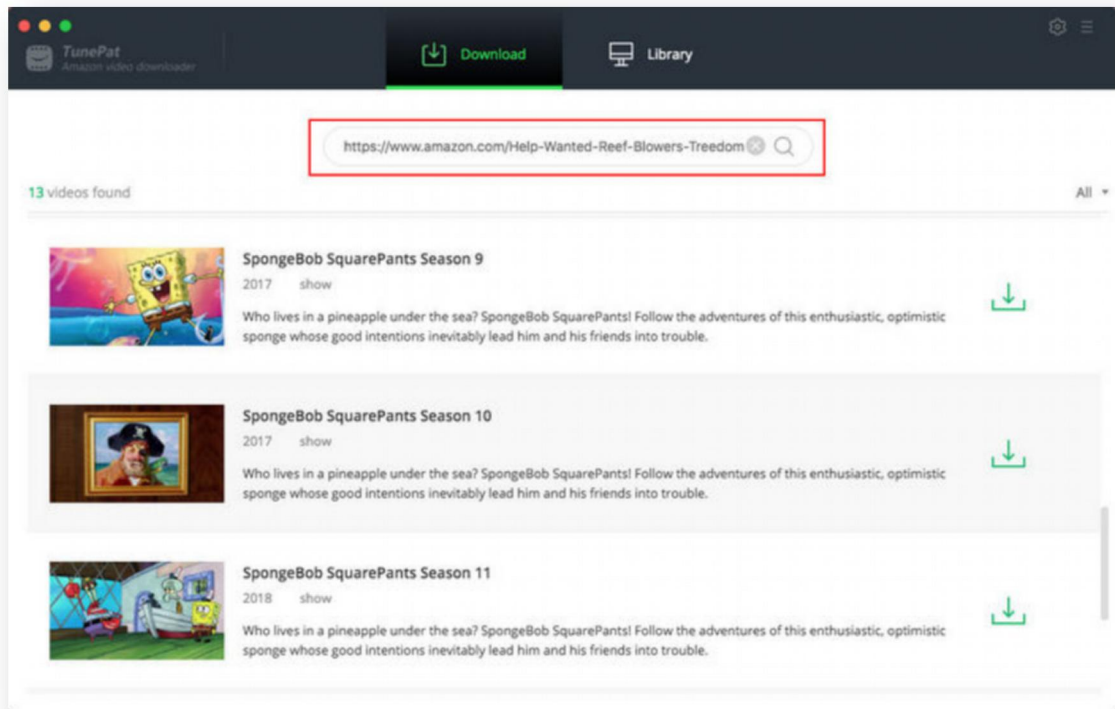


Search for Amazon Video

Copy and paste the URL of the video from the Amazon Prime Video web player to TunePat Amazon Video Downloader, then hit "Enter" to search for the video on TunePat.



Tutorial of TunePat Amazon Video Downloader for Mac

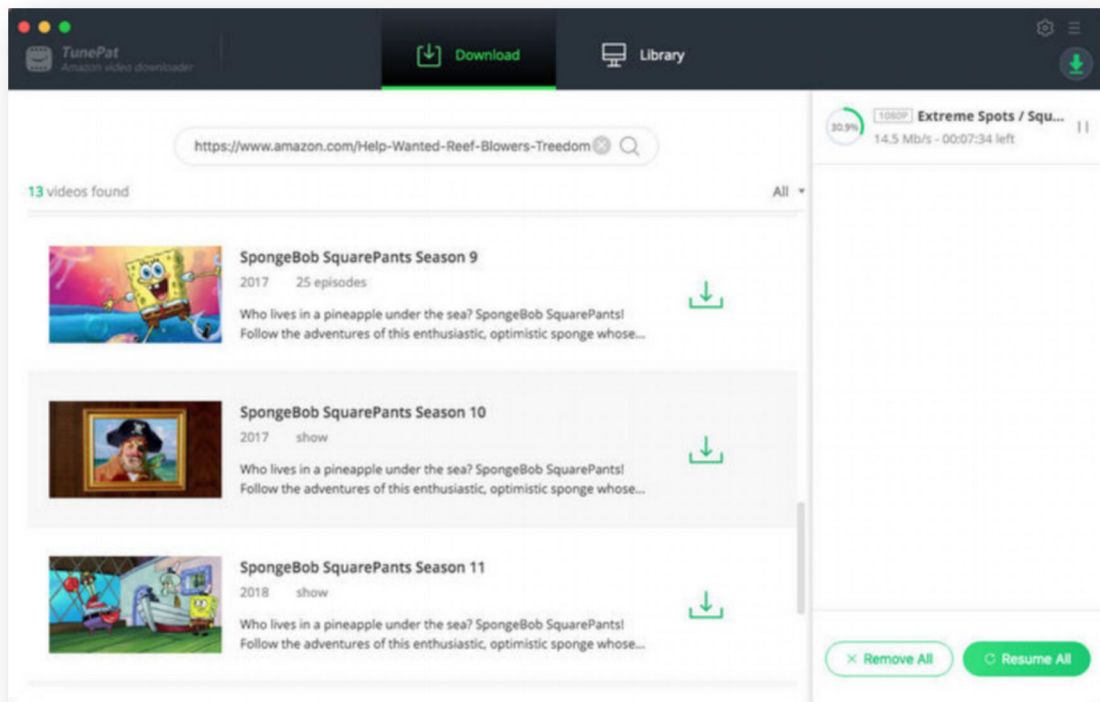


Download Amazon Video

Click on the Download icon to start downloading the videos. If you want to download a TV show, after clicking the "Download" icon, you need to select the episodes you want to download and then click the "Download" button.

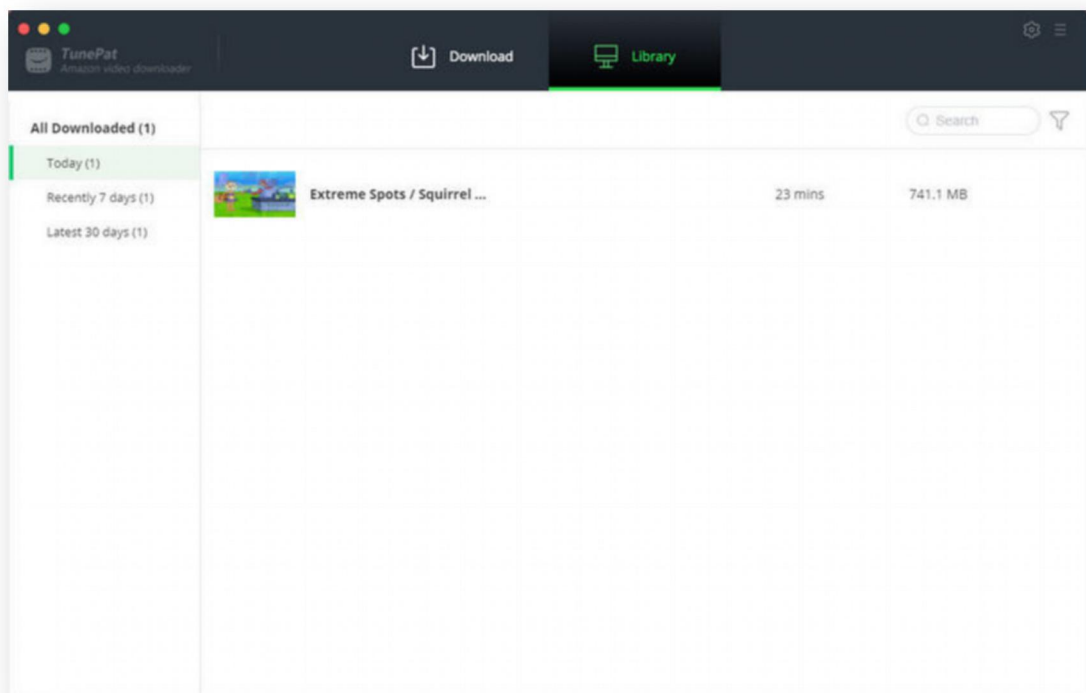


Tutorial of TunePat Amazon Video Downloader for Mac



Check Download History

After downloading, you can check the download history by clicking the **Library** tab. Here you can find the record of all video files.





Technical Supports

- [Support](#)
- [Contact](#)

Support

For more information, please visit TunePat's Official Website!

Homepage: <https://www.tunepat.com/>

Product Page: <https://www.tunepat.com/amazon-video-downloader-for-mac.html>

If you meet any problem, you may help yourself with TunePat FAQ!

FAQS Page: <https://www.tunepat.com/amazon-video-downloader-mac/faq.html>

Support Page: <https://www.tunepat.com/amazon-video-downloader-mac/online-help.html>

Contact

If you meet any problem when using our products, please contact TunePat technical support team for further assistance. Technical support inquiry, suggestion, feedback, proposal, compliments, or even criticism, are all welcome.

We are always ready to serve you with prompt and useful email support. From Monday to Sunday, we will answer your emails within 48 hours. Please allow time lag due to different time zones.

Support Email: support@tunepat.com