



TunePat Amazon Video Downloader for Windows

User Manual

Overview

- [Introduction](#)
- [Key Features](#)
- [System Requirements](#)

Purchase & Registration

- [Purchase TunePat Amazon Video Downloader](#)
- [Register TunePat Amazon Video Downloader](#)

Installation & Interface

- [Installation](#)
- [Main Interface](#)
- [Menu](#)

Tutorials

- [Log in to Amazon Account](#)
- [Customize the Output Settings](#)
- [Search for Amazon Video](#)
- [Download Amazon Video](#)
- [Check Download History](#)

Technical Supports

- [Support](#)
- [Contact](#)



Overview

- [Introduction](#)
- [Key Features](#)
- [System Requirements](#)

Introduction

Thanks for using TunePat Amazon Video Downloader for Windows!

[TunePat Amazon Video Downloader Windows](#) is an professional video downloading tool for Amazon Prime Video that can download thousands of movies and TV shows from Prime Video in MP4 format. With the fast information process information system, it has the ability to pinpoint the videos quickly with the URL of the videos. What's more, TunePat Amazon Video Downloader allows you to download any Amazon Prime Video in HD quality (up to 1080p) with audio tracks and subtitles kept in all languages.

Key Features

- Download movies & TV shows from Prime Video.
- Support downloading videos in HD quality.
- Keep audio tracks and subtitles in all languages.
- No need to install Prime Video app.
- Download videos in batch at a fast speed.
- Free updates & technical support.

System Requirements

- Windows 7, 8, 10 (32bit or 64 bit);
- 1GHz processor or above;
- 512 megabytes (MB) or higher of RAM;
- 1GB of available hard-disk space or higher;
- 1024*768 resolution display or higher Monitor.



Purchase & Registration

- [Purchase TunePat Amazon Video Downloader](#)
- [Register TunePat Amazon Video Downloader](#)

Purchase TunePat Amazon Video Downloader for Windows

Tips: To buy a license key for TunePat Amazon Video Downloader for Windows, click [Here](#).


1. Why should I buy TunePat Amazon Video Downloader for Windows?

The trial version of TunePat Amazon Video Downloader only enables users to download the first 5 minutes of each video. After you purchase the product, you will get the Register Email and Register Code to unlock the limitations.

2. What Benefits do we have after Registration?

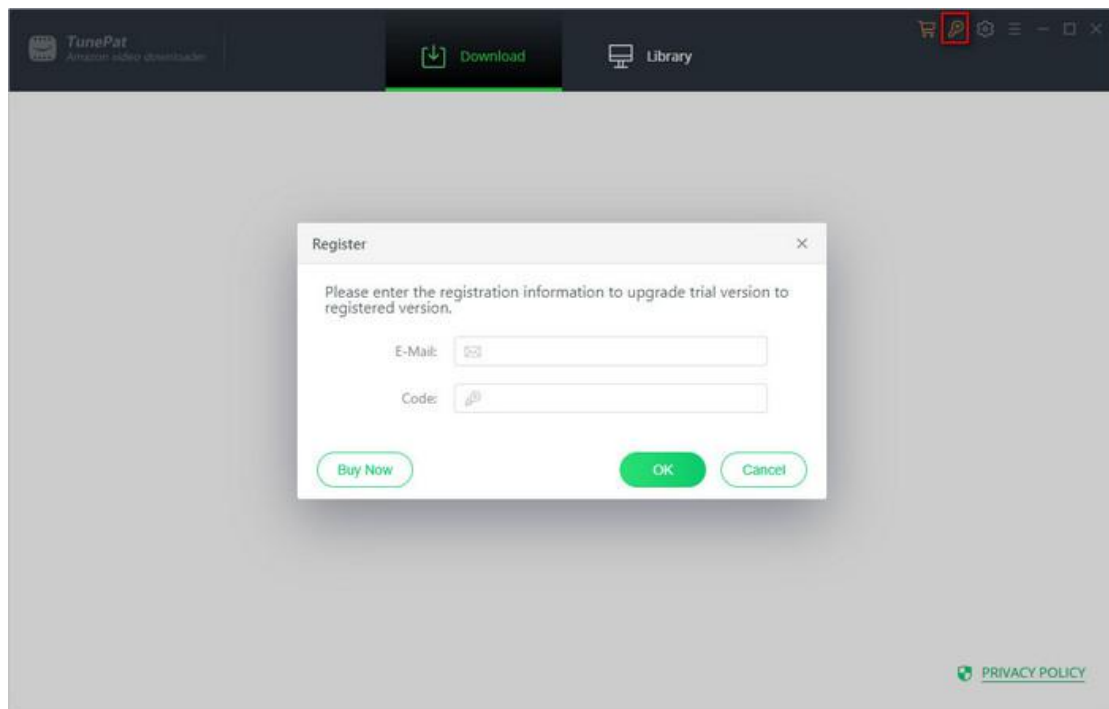
- Unlimited use during the subscription period without any function restrictions.
- FREE upgrades to the latest versions of the same product.
- FREE technical support.

Register TunePat Amazon Video Downloader for Windows

Step 1: Run TunePat Amazon Video Downloader on Windows PC, click the **Menu** button at the upper right corner of the interface and choose “**Register**” in the drop-down menu. Or you can directly click on  icon to open the registration window.



Tutorial of TunePat Amazon Video Downloader for Windows



Step2: Copy and paste the **Registration Email** and **Code** you received into the registration popup window, then click **"OK"** button.

Step3: Once finished the Registration process, the limitations of the trial version will be removed.



Tutorial of TunePat Amazon Video Downloader for Windows

Tips:

1. Make sure your computer is well-connected with the Internet.
2. We suggest you should just copy & paste the registration information into the popup dialog.
3. Make sure both Registration Email and Registration key are provided by our company after purchasing. If you have not paid, please click “**Buy Now**” to get a license.
4. Please make sure Registration Email and Registration key you entered are both complete and correct, otherwise an error message will pop up as below:

The image shows a Windows-style dialog box titled "Register" with a close button (X) in the top right corner. The main text inside the dialog reads: "Please enter the registration information to upgrade trial version to registered version." Below this text are two input fields. The first is labeled "E-Mail:" and contains an email address with a greyed-out portion. The second is labeled "Code:" and contains a registration key with a greyed-out portion. Below the input fields, there is a red text warning: "The registration information must be entered exactly as they appear in your confirmation email. Using the copy and paste method to enter the license is recommended." At the bottom of the dialog, there are three buttons: "Buy Now" (highlighted in green), "OK" (highlighted in green), and "Cancel" (highlighted in green).



Installation & Interface

- [Installation](#)
- [Main Interface](#)
- [Menu](#)

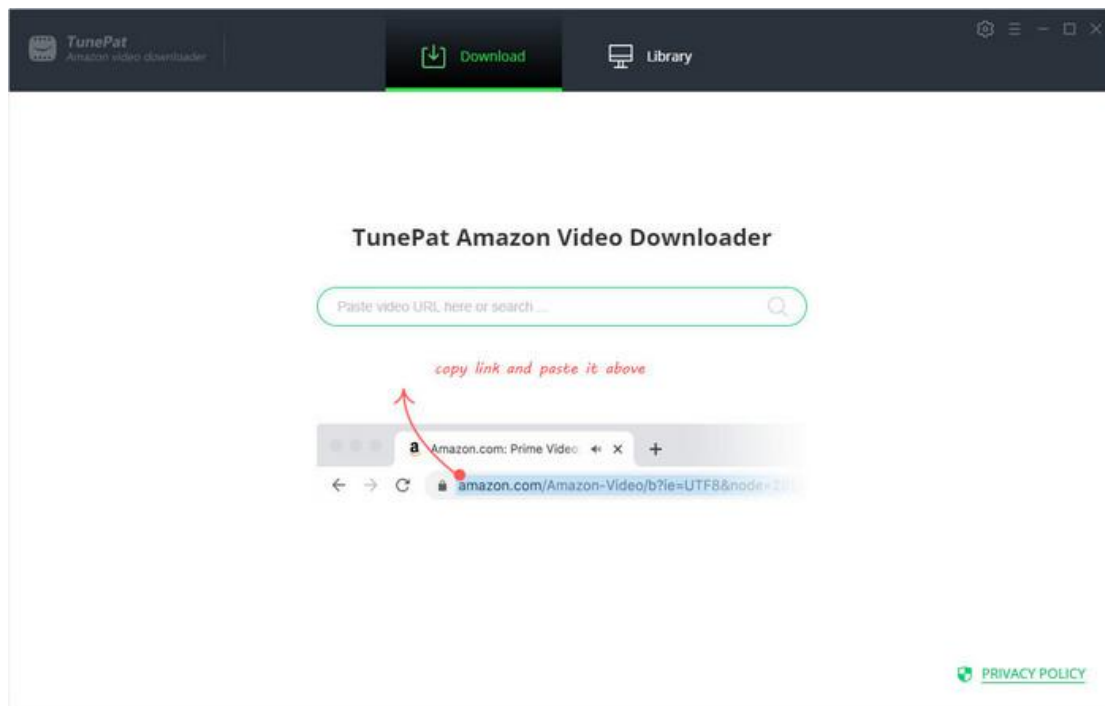
Installation

To install this product, please refer to the following steps:

1. Download the latest version of TunePat Amazon Video Downloader through [Download Center](#).
2. Double click the tunepat-amazon-video-downloader.exe file to accomplish a "single-click install".
3. After installing, you can double-click TunePat icon to launch the program.

Main Interface

Run TunePat Amazon Video Downloader for Windows, you will see the simplified interface as below:

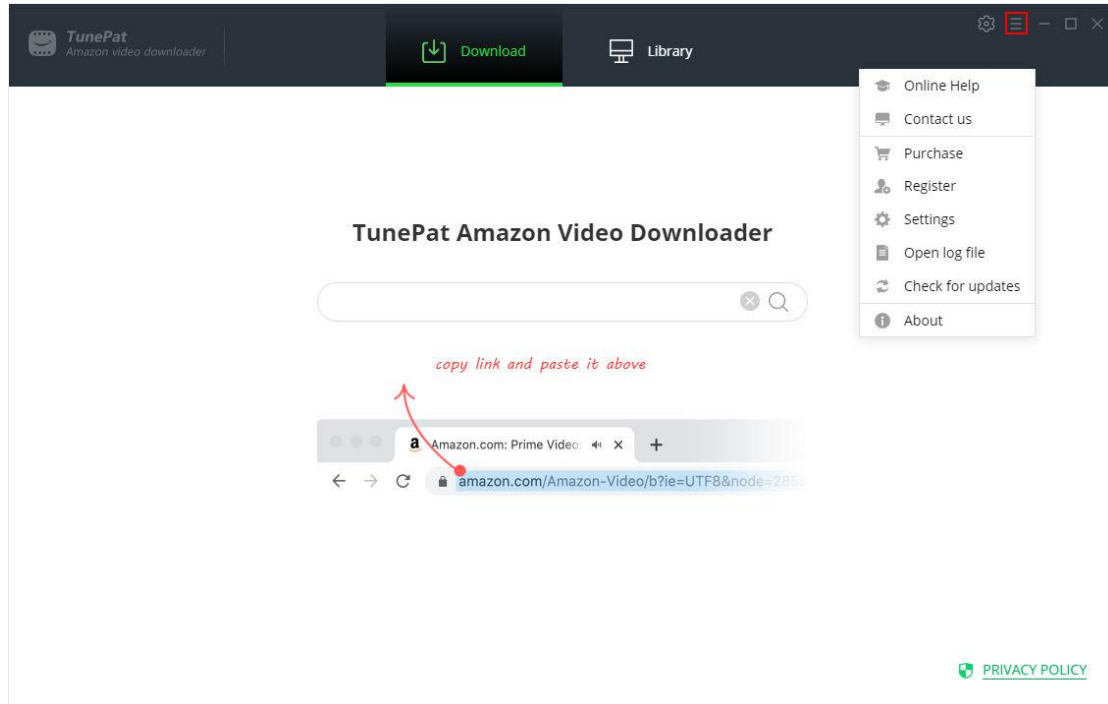




Tutorial of TunePat Amazon Video Downloader for Windows

Menu

Click **Menu** button on the upper right corner of the main interface, you will see the drop-down list. Here you can choose to register the program, change the output settings, check for update when a new version is available, ask for online help when you have any problem with the program, etc.





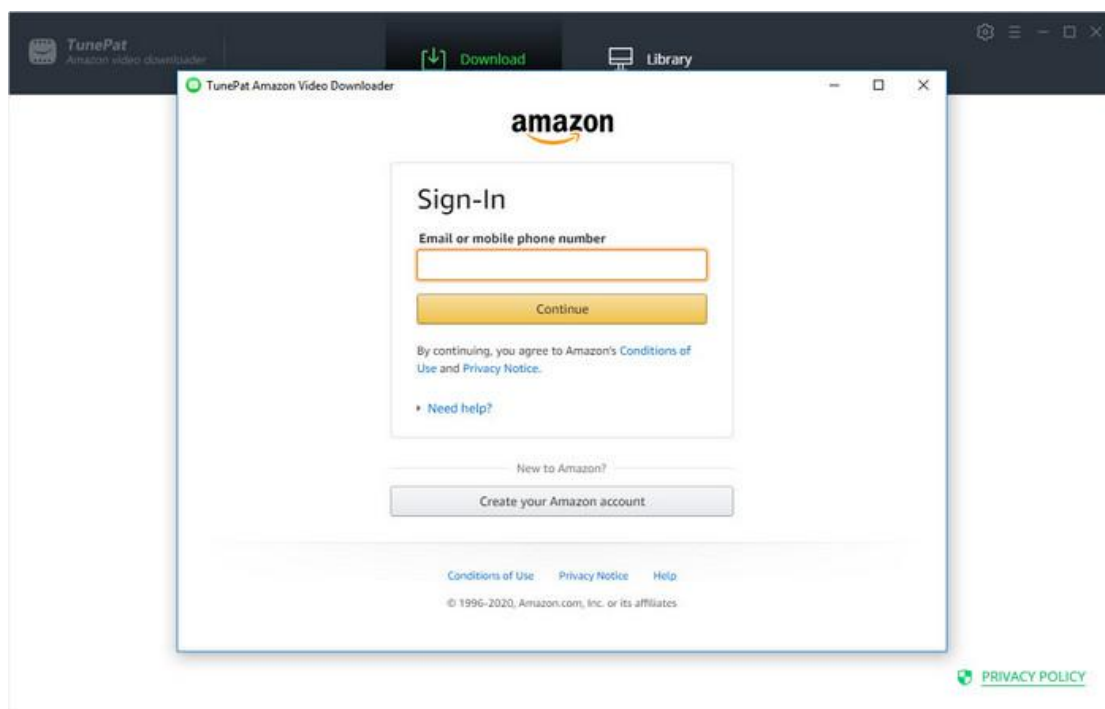
Tutorials

- [Log in to Amazon Account](#)
- [Customize the Output Settings](#)
- [Search for Amazon Video](#)
- [Download Amazon Video](#)
- [Check Download History](#)

Log in to Amazon Account

Firstly, you need to log into Amazon with your account. Import any word in search box, then a window will pop-up asking you to log in with Amazon account.

Note: TunePat will not take any information out of your account.

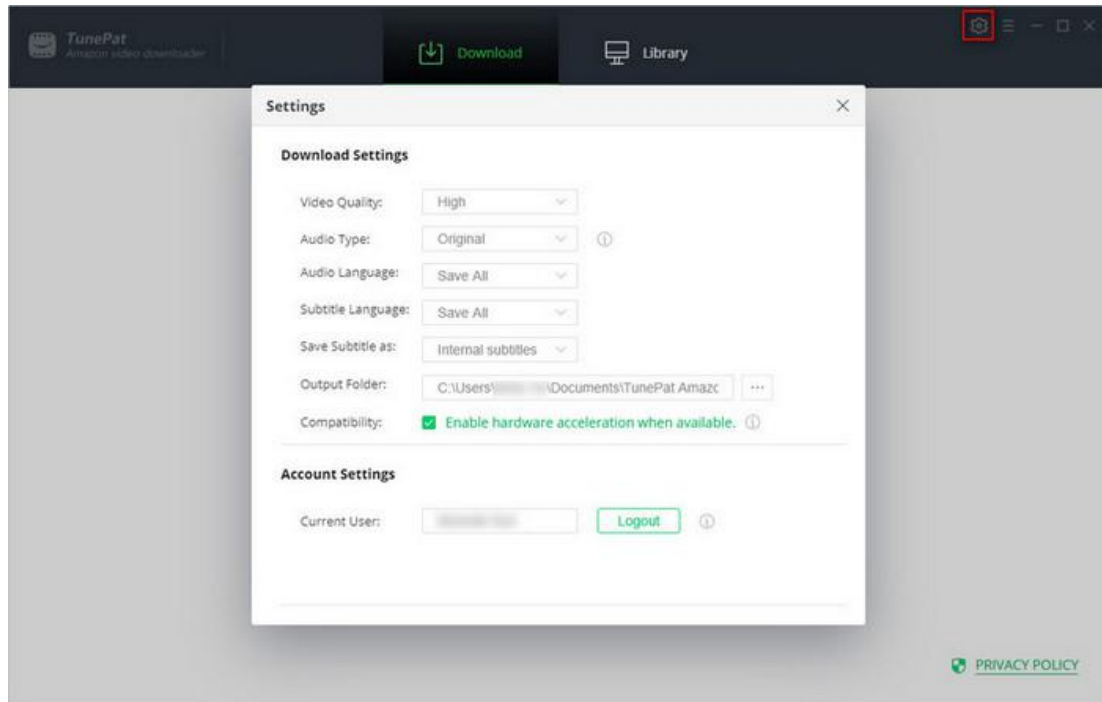




Tutorial of TunePat Amazon Video Downloader for Windows

Customize the Output Settings

Click the **'Setting'** button on the upper right corner of the interface to customize the output settings. You can choose to video quality (Low, Middle, High), the language of audio track and subtitle, the output path, and more.

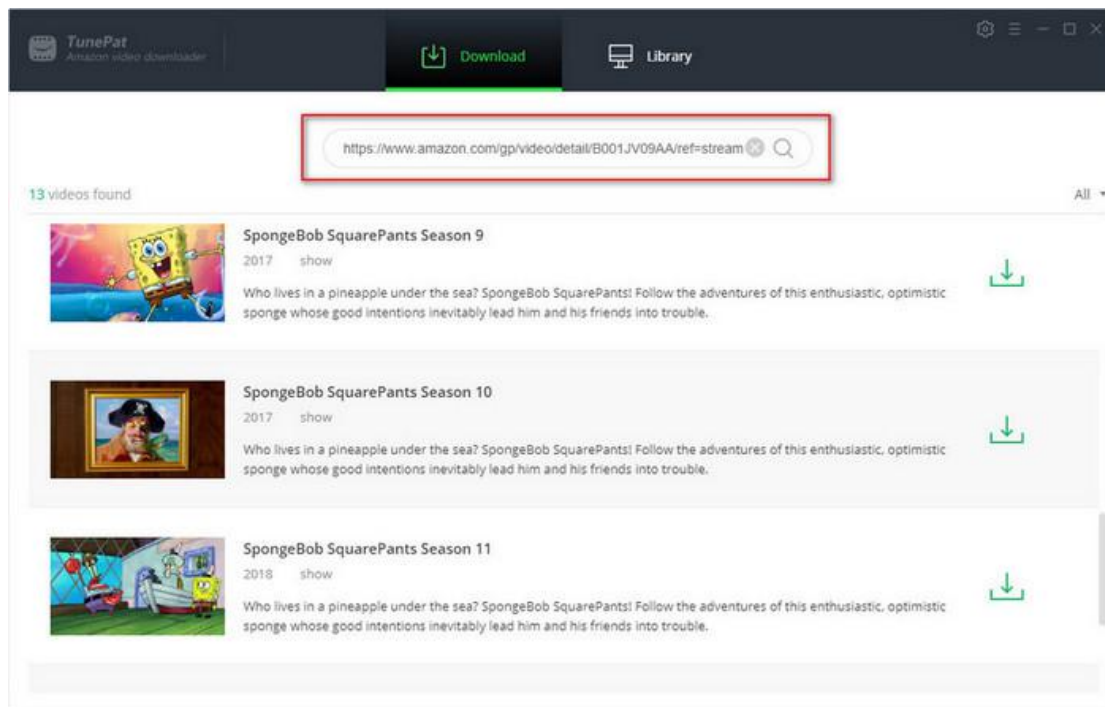


Search for Amazon Video

Search for a video by copying & pasting the URL of the video from the Amazon Prime Video web player to TunePat Amazon Video Downloader.

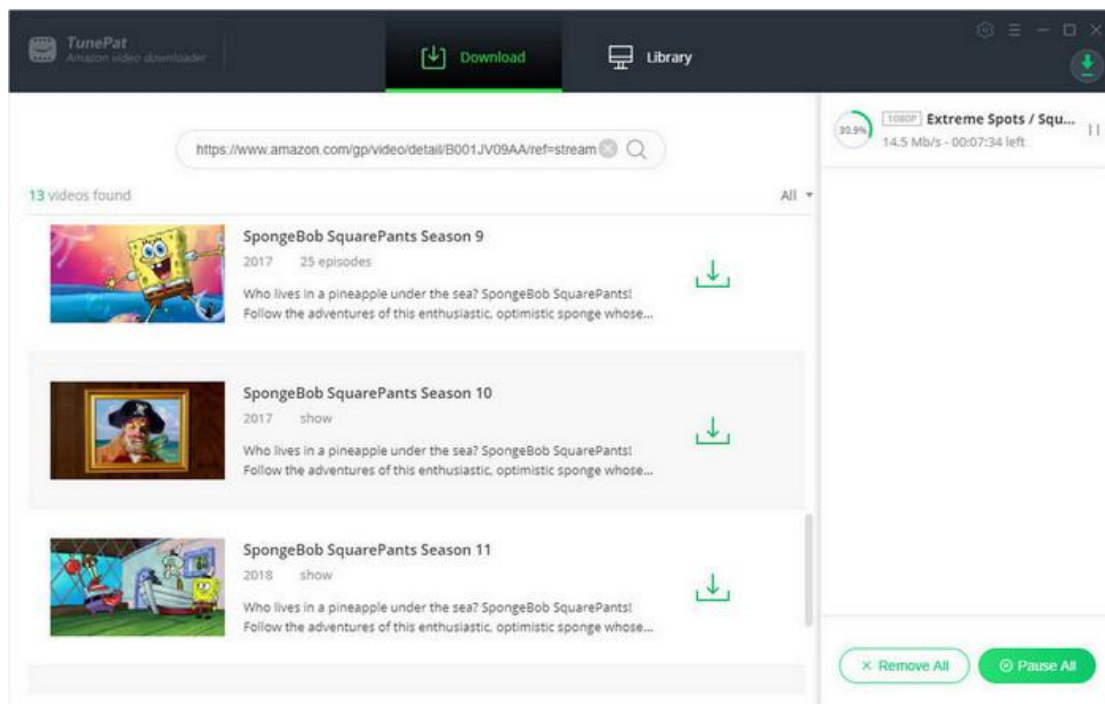


Tutorial of TunePat Amazon Video Downloader for Windows



Download Amazon Video

Click on the Download icon to start downloading the videos. If you want to download a TV show, after clicking the "Download" icon, you need to select the episodes you want to download and then click the "Download" button.

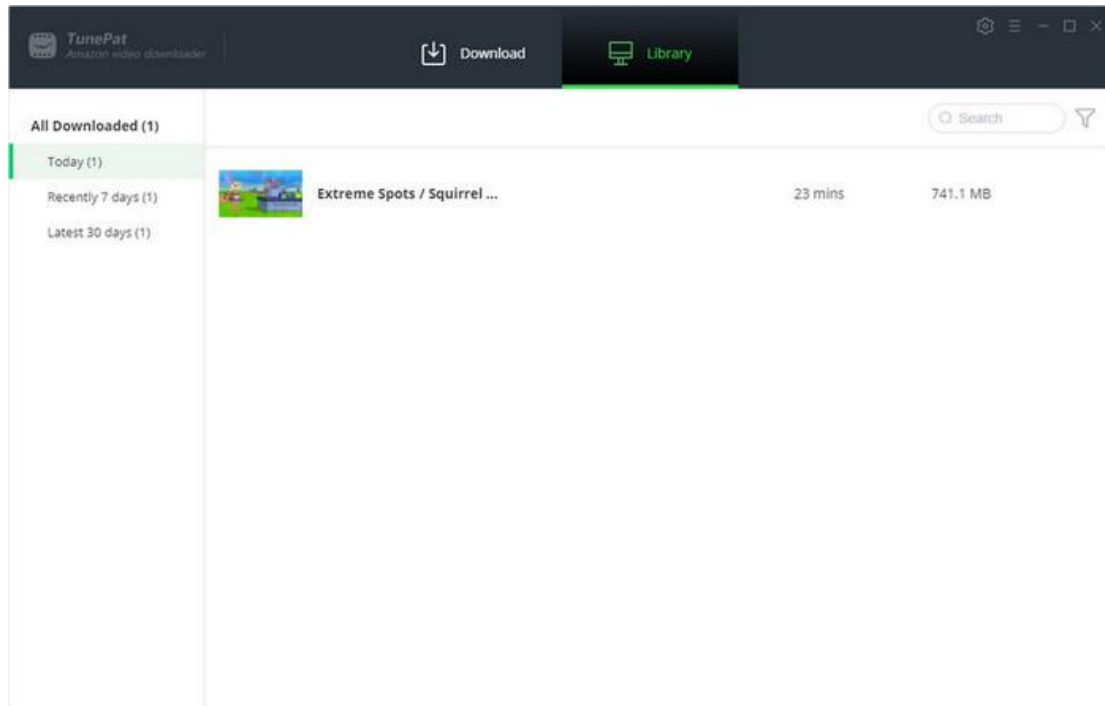




Tutorial of TunePat Amazon Video Downloader for Windows

Check Download History

After downloading, you can check what you have downloaded by clicking the **Library** tab. Here you can find the record of all video files.





Technical Supports

- [Support](#)
- [Contact](#)

Support

For more information, please visit TunePat's Official Website!

Homepage: <https://www.tunepat.com/>

Product Page: <https://www.tunepat.com/amazon-video-downloader.html>

If you meet any problem, you may help yourself with TunePat FAQ!

FAQS Page: <https://www.tunepat.com/amazon-video-downloader/faq.html>

Support Page: <https://www.tunepat.com/amazon-video-downloader/online-help.html>

Contact

If you meet any problem when using our products, please contact TunePat technical support team for further assistance. Technical support inquiry, suggestion, feedback, proposal, compliments, or even criticism, are all welcome.

We are always ready to serve you with prompt and useful email support. From Monday to Sunday, we will answer your emails within 48 hours. Please allow time lag due to different time zones.

Support Email: support@tunepat.com