

TunePat Pandora Music Converter for Windows

User Manual

Overview

- [Introduction](#)
- [Key Features](#)
- [System Requirements](#)

Purchase & Registration

- [Purchase TunePat Pandora Music Converter](#)
- [Register TunePat Pandora Music Converter](#)

Installation & Interface

- [Installation](#)
- [Main Interface](#)
- [Menu](#)

Tutorials

- [Customize Output Parameters](#)
- [Select Music Files to Convert](#)
- [Convert Pandora Music](#)

Technical Supports

- [Support](#)
- [Contact](#)

Overview

- [Introduction](#)
- [Key Features](#)
- [System Requirements](#)

Introduction

Thank you for using TunePat Pandora Music Converter for Windows!

[TunePat Pandora Music Converter for Windows](#) is a professional music downloader for Pandora Music. No matter you are a Pandora Free, a Pandora Plus, or a Pandora Premium user account, you can easily get the desired songs from Pandora. With this amazing converter, you can convert Pandora Music tracks into common formats, including MP3, AAC, WAV, FLAC, AIFF, or ALAC conveniently. After a successful conversion, you can freely play your favorite Pandora Music on different types of devices offline. Moreover, you can share your preferred playlists with your families, friends, and colleagues happily.

TunePat Pandora Music Converter can also surprise you regarding the conversion speed. It saves a lot of time by converting the playlists you want at a 10x fast speed without damaging the original audio quality. Additionally, the ID3 tags of Pandora songs like track title, album title, artist name, artwork, and more will also be preserved.

Key Features

- Download music, albums, playlists or podcasts from Pandora.
- Convert Pandora songs into MP3,AAC,WAV,FLAC,AIFF, or ALAC.
- Exporting songs with Pandora Free &Plus & Premium accounts at fast speed.
- Keep original output audio quality & Preserve ID3 tags;
- Flexible customization settings to save the Pandora songs.
- No need to install the Pandora Music app;
- Support up to 25 languages.

System Requirements

- Windows 7, 8, 8.1, 10, 11;
- 1GHz processor or above;
- Monitor with 1024 x 768 pixels or higher resolution;
- 512 megabytes (MB) or higher of RAM;
- 1GB of available hard-disk space or higher.

Purchase & Registration

- [Purchase TunePat Pandora Music Converter](#)
- [Register TunePat Pandora Music Converter](#)

Purchase TunePat Pandora Music Converter for Windows

Tip: To buy a license key for TunePat Pandora Music Converter for Windows, click [here](#).

1. Why should I buy TunePat Pandora Music Converter for Windows?

TunePat Pandora Music Converter for Windows is a shareware, and the trial version has limitation that users can only convert the first 3 minutes for each audio and 3 music files at a time.

After you purchase this product, you will receive your Registration Email and Registration key to unlock the full version.

2. What are the Benefits after Registration?

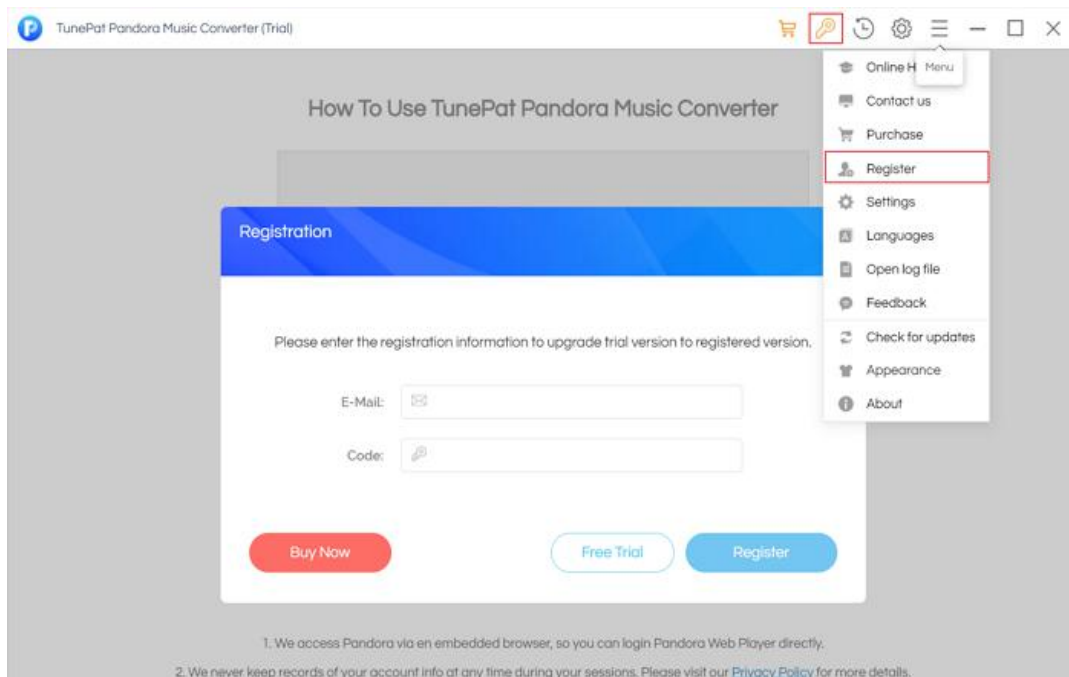
- You can convert Pandora Music tracks as many as you like without limitation.
- You can enjoy **FREE** upgrades to the latest versions of the same product.
- You can enjoy **FREE** technical supports.

Register Windows Version of TunePat Pandora Music Converter

Step 1: In the upper right, click on the Key icon or go to **Menu > Register**, then a pop-up window appears. Just complete the registration process here.

Step 2: Then copy and paste the registration Email and Code into the registration popup Window. Then make a confirmation to register.

P Tutorial of TunePat Pandora Music Converter for Windows



Step 3: Once the registration process is done, there will be a pop-up dialogue saying “You have successfully registered the program. Thank you for your support!”, and it will also show you when your license will expire.

Note:

- Make sure both Registration Email and Registration key are provided by our company after purchasing. If you have not paid, please click **Buy Now** to finish the payment and get the license.
- The key will be sent to you once you purchased TunePat. If you do not receive the license key after a few minutes, please check your Spam E-mail folder or contact our support team for help.
- Please note that the registration information is case-sensitive. And please do not add a blank at the beginning or at the end of the word. We suggest you simply copy & paste the Registration information into the pop-up dialog.
- The Windows license can't be used on a Mac or MacBook and vice versa.

Installation & Interface

- [Installation](#)
- [Main Interface](#)
- [Menu](#)

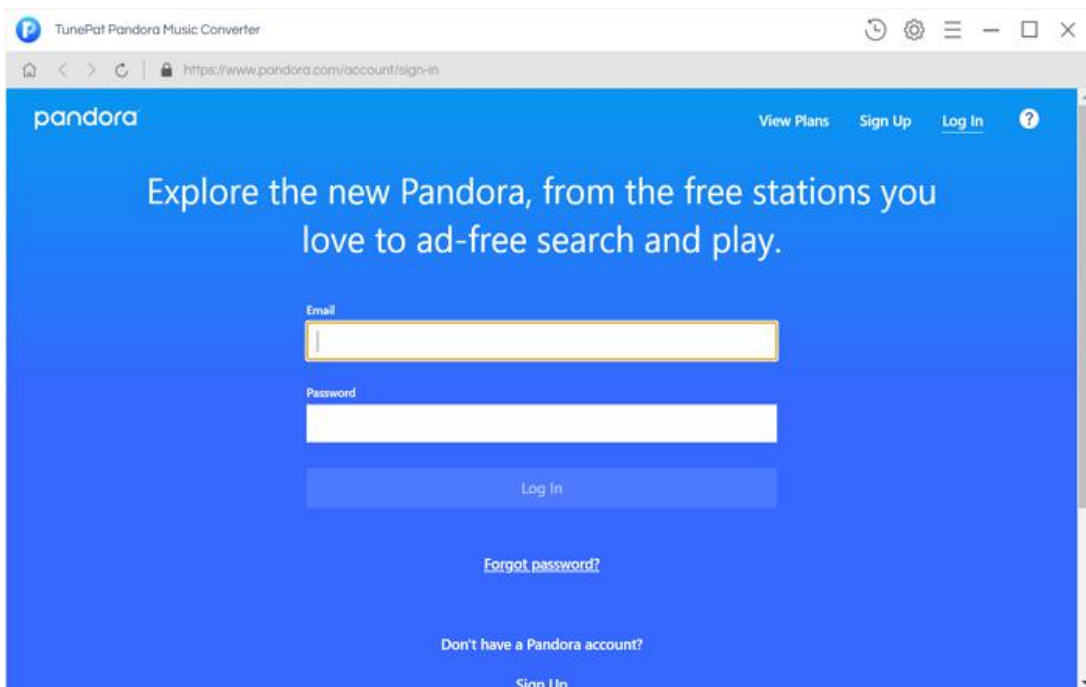
Installation

To install this product, please refer to the following steps:


1. Download the latest version of TunePat Pandora Music Converter through [Download Center](#).
2. Double click the “tunepat-pandora-converter.exe” file to accomplish a "single-click install".
3. After installing, double-click the TunePat Pandora Music Converter icon to launch the program.

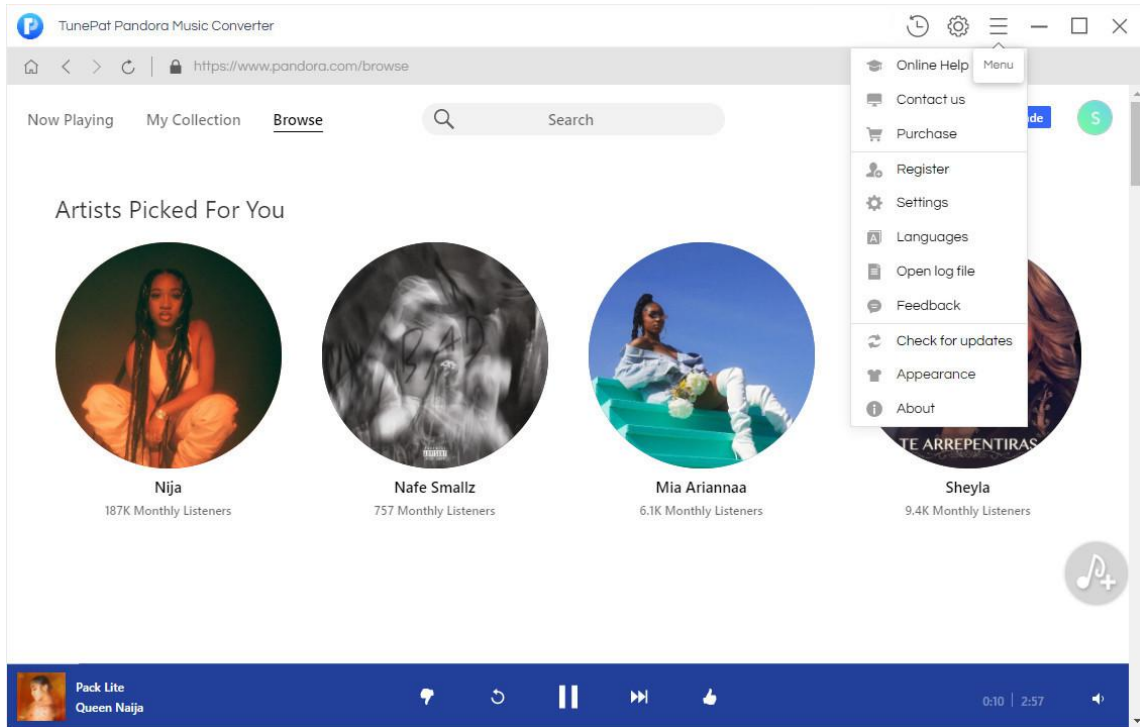
Main Interface

Run the TunePat Pandora Music Converter for Window. Click on the **Open Pandora Music Web Player** button on the main interface. Then you will enter the built-in web player of Pandora Music. To get access to Pandora Music library, you need to log in to Pandora Music.



Menu


Click the **Menu** button  in the upper right corner of the interface, you'll see the drop-down list. Here you can choose the language you want to use, check for update when a new version is available, change the appearance from light mode into dark mode if needed and so on.



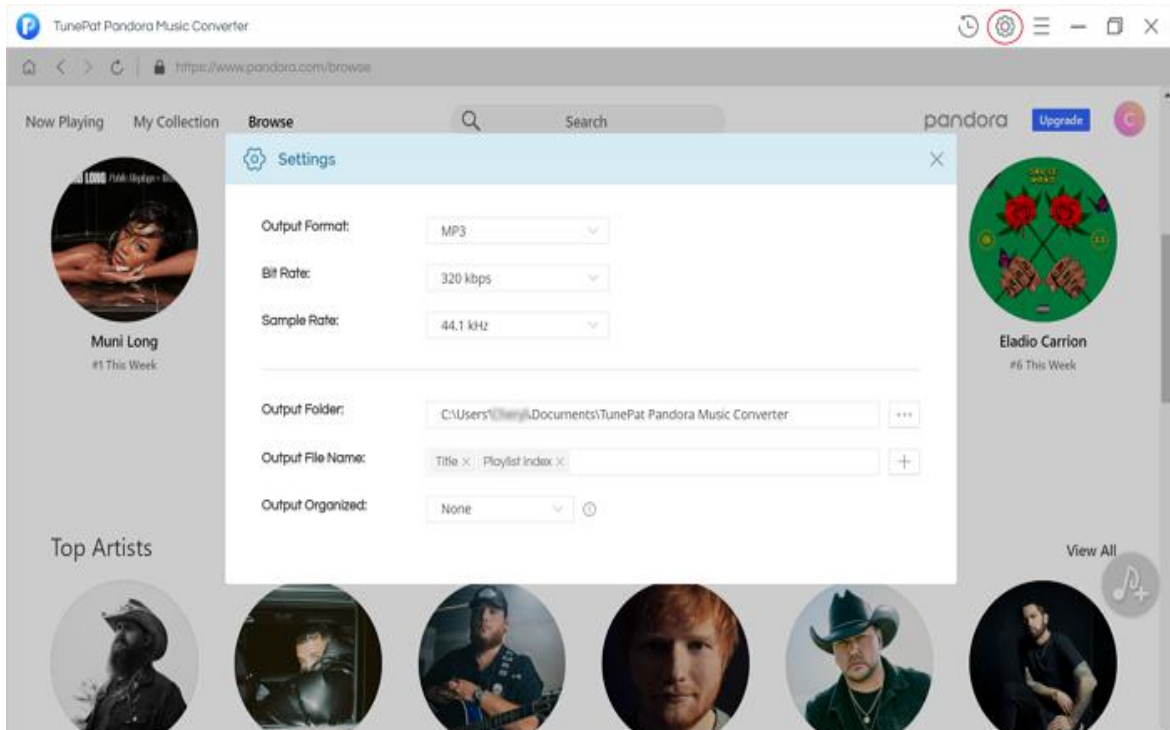
Tutorials

- [Customize Output Parameters](#)
- [Select Music Files to Convert](#)
- [Convert Pandora Music](#)

Customize Output Parameters

Go to the **Settings**  option in the upper right, click on it to pop up a setting window. And you adjust the output parameters now. The supported formats include Auto, MP3, AAC, WAV, FLAC, AIFF and ALAC. The bit rate, sample rate, output folder, and more settings can be customized.

- Output Format: Auto, MP3, AAC, WAV, FLAC, AIFF, ALAC [If you want a faster conversion speed, you can select the Auto mode in the Output Format column.]
- Bit Rate: 320kbps, 256kbps, 192kbps, 128kbps [You should know that the highest output quality that TunePat can export depends on the actual quality of the original files.]
- Sample Rate: 44.1 kHz, 48 kHz, 96 kHz, 192 kHz
- Output File Name: Track Number, Title, Artist, Album, Playlist Index, Year
- Output Organized: None, Artist, Album, Artist/Album, Album/Artist



Select Music Files to Convert

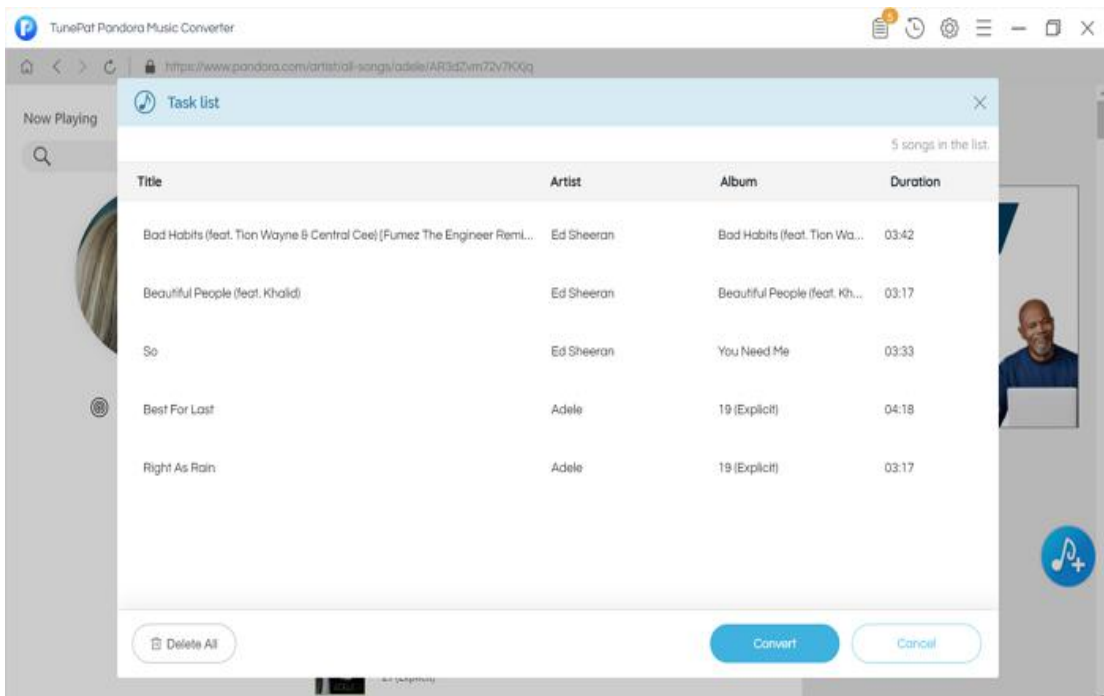
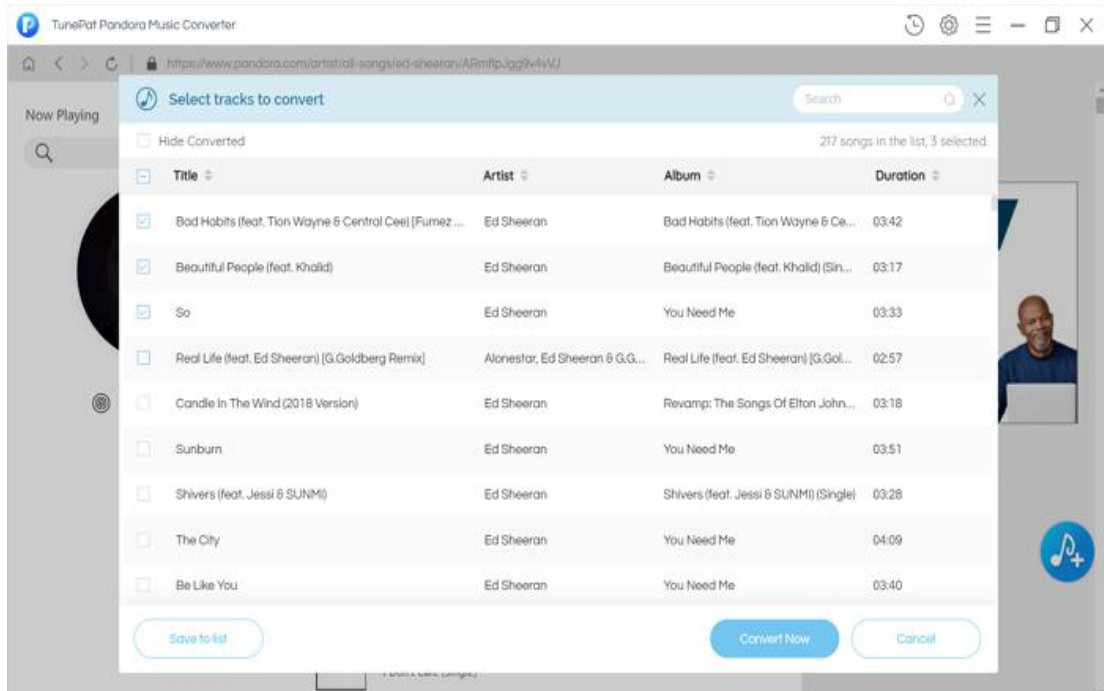
Locate a preferred playlist or album on the built-in Pandora Music, then click the **Add to list** button



on the bottom left of the screen. Soon after, TunePat will detect and load the songs automatically. Now you can select songs you need to download.

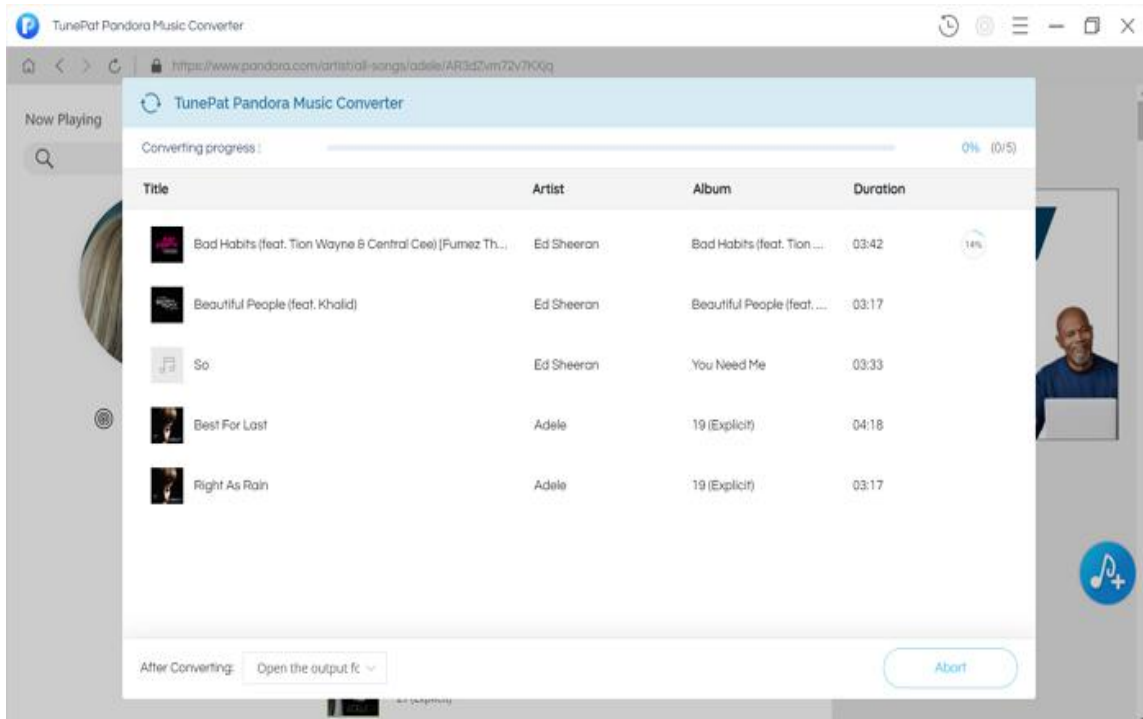
Tick off the songs you want to download manually. There are two options when downloading music. If you need to convert these selected items right now, click on **Convert Now** option to start. If you want to convert more albums or playlists at once, you can tap on the **Save to list** button. And these songs will be temporarily saved on a to-be-converted task list. After all songs you need are added to the task list. Just click the **task list** button in the upper right, click the **Convert** button to start a batch conversion.

P Tutorial of TunePat Pandora Music Converter for Windows



Convert Pandora Music

Once the conversion is done, you can click on  to find the well-converted Pandora songs.



Tips: If you don't wish to output folder being opened automatically after conversion, you can change the option from the **Open the output folder** (default option) to the **Do nothing** option on the Convert page.

Technical Supports

- [Support](#)
- [Contact](#)

Support

For more information, please visit TunePat's Official Website.

Homepage: <https://www.tunepat.com/>

Product Page: <https://www.tunepat.com/pandora-music-converter.html>

If you meet any problem, you may help yourself with TunePat FAQ.

FAQS Page: <https://www.tunepat.com/pandora-music-converter/faq.html>

Support Page: <https://www.tunepat.com/pandora-music-converter/online-help.html>

Contact

If you meet any problem when using our products, please contact TunePat technical support team for further assistance. Technical support inquiry, suggestion, feedback, proposal, compliments, or even criticism, are all welcomed.

We are always ready to serve you with prompt and useful email support. From Monday to Sunday, we will answer your emails within 48 hours. Please allow time lag due to different time zones.

Support E-mail: support@tunepat.com