

# TunePat YouTube Music Converter for Windows

## User Manual

### Overview

- [Introduction](#)
- [Key Features](#)
- [System Requirements](#)

### Purchase & Registration

- [Purchase TunePat YouTube Music Converter](#)
- [Register TunePat YouTube Music Converter](#)

### Installation & Interface

- [Installation](#)
- [Main Interface](#)
- [Menu](#)

### Tutorials

- [Customize Output Parameters](#)
- [Select YouTube Music to Convert](#)
- [Convert YouTube Music](#)

### Technical Supports

- [Support](#)
- [Contact](#)

## Overview

- [Introduction](#)
- [Key Features](#)
- [System Requirements](#)

### Introduction

Thank you for using TunePat YouTube Music Converter for Windows!

[TunePat YouTube Music Converter for Windows](#) is a professional music downloader for YouTube Music. It supports both the YouTube Free and Premium accounts. With this awesome tool, you are allowed to convert YouTube songs into common formats, including MP3, AAC, WAV, FLAC, AIFF, or ALAC. You can also download Music videos locally in MP4 format with up to 4K quality. Then you can play your favorite YouTube Music/Music videos on different types of devices offline. Or you can share them with your families, friends, and colleagues at any time you want.

What's more, TunePat YouTube Music Converter will convert the playlists you want at a fast speed and the fast conversion speed will not affect the output quality of the music. The important ID3 tags like track title, album title, artist name, artwork, year, and more will also be preserved.

### Key Features

- Download popular YouTube music tracks, videos (in MP4 format), playlists, and albums at an ultra-fast speed.
- Convert YouTube Music in batch with a Free or Premium account.
- Support exporting YouTube Music songs as MP3, AAC, WAV, FLAC, AIFF, or ALAC files.
- Keep original output audio quality & Preserve ID3 tags;
- Flexible customization settings to save the YouTube songs.
- No need to install the YouTube Music app;

### **System Requirements**

- Windows 7, 8, 8.1, 10, 11;
- 1GHz processor or above;
- Monitor with 1024 x 768 pixels or higher resolution;
- 512 megabytes (MB) or higher of RAM;
- 1GB of available hard-disk space or higher.

## Purchase & Registration

- [Purchase TunePat YouTube Music Converter](#)
- [Register TunePat YouTube Music Converter](#)

### Purchase TunePat YouTube Music Converter for Windows

**Tip:** To buy a license key for TunePat YouTube Music Converter for Windows, click [here](#).

#### 1. Why should I buy TunePat YouTube Music Converter for Windows?

TunePat YouTube Music Converter is shareware and the trial version has a limitation that users can only convert the first 3 minutes of each file. And only a maximum of three files can be converted at once.

After you purchase this product, you will receive your Registration Email and Registration key to unlock the full version.

#### 2. What are the Benefits after Registration?

- You can convert YouTube Music tracks as many as you like without limitation.
- You can enjoy **FREE** upgrades to the latest versions of the same product.
- You can enjoy **FREE** technical supports.

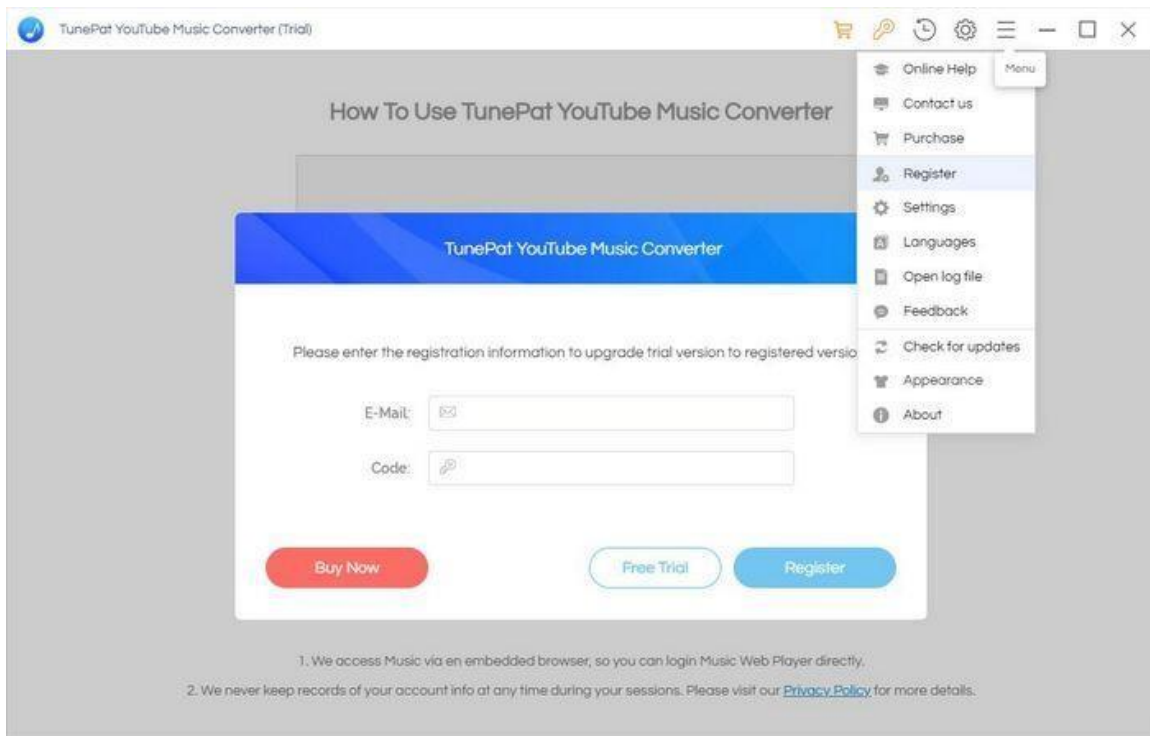
### Register Windows Version of TunePat YouTube Music Converter

**Step 1:** Click on the Key icon or **Menu > Register** option to find a pop-up. You should complete the registration process here.

**Step 2:** Then copy and paste the registration Email and Code into the registration popup Window. Click on Confirm button.

## Tutorial of TunePat YouTube Music Converter for Windows

---



**Step 3:** Once the registration process is done, there will be a pop-up dialogue saying “You have successfully registered the program. Thank you for your support!”, and it will also show you when your license will expire.

### Note:

- Make sure both Registration Email and Registration key are provided by our company after purchasing. If you have not paid, please click **Buy Now** to finish the payment and get the license.
- The key will be sent to you once you purchased TunePat. If you do not receive the license key after a few minutes, please check your Spam E-mail folder or contact our support team for help.
- Please note that the registration information is case-sensitive. And please do not add a blank at the beginning or at the end of the word. We suggest you simply copy & paste the Registration information into the pop-up dialog.
- The Windows license can't be used on a Mac or MacBook and vice versa.

## Installation & Interface

- [Installation](#)
- [Main Interface](#)
- [Menu](#)

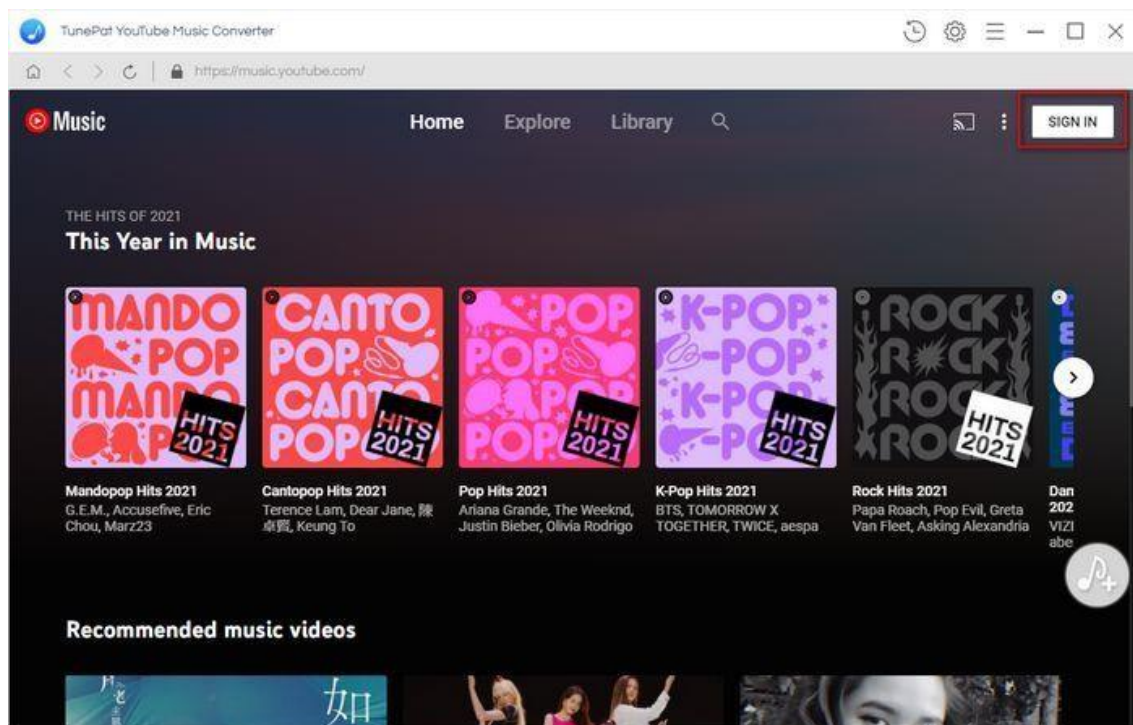
### Installation

To install this product, please refer to the following steps:

1. Download the latest version of TunePat YouTube Music Converter through [Download Center](#).
2. Double click the “tunepat-youtube-converter.exe” file to accomplish a "single-click install".
3. After installing, double-click the TunePat YouTube Music Converter icon to launch the program.

### Main Interface


Launch the TunePat YouTube Music Converter for Window and the start-up page of the program is like this. And you should sign in with your YouTube Music account here.

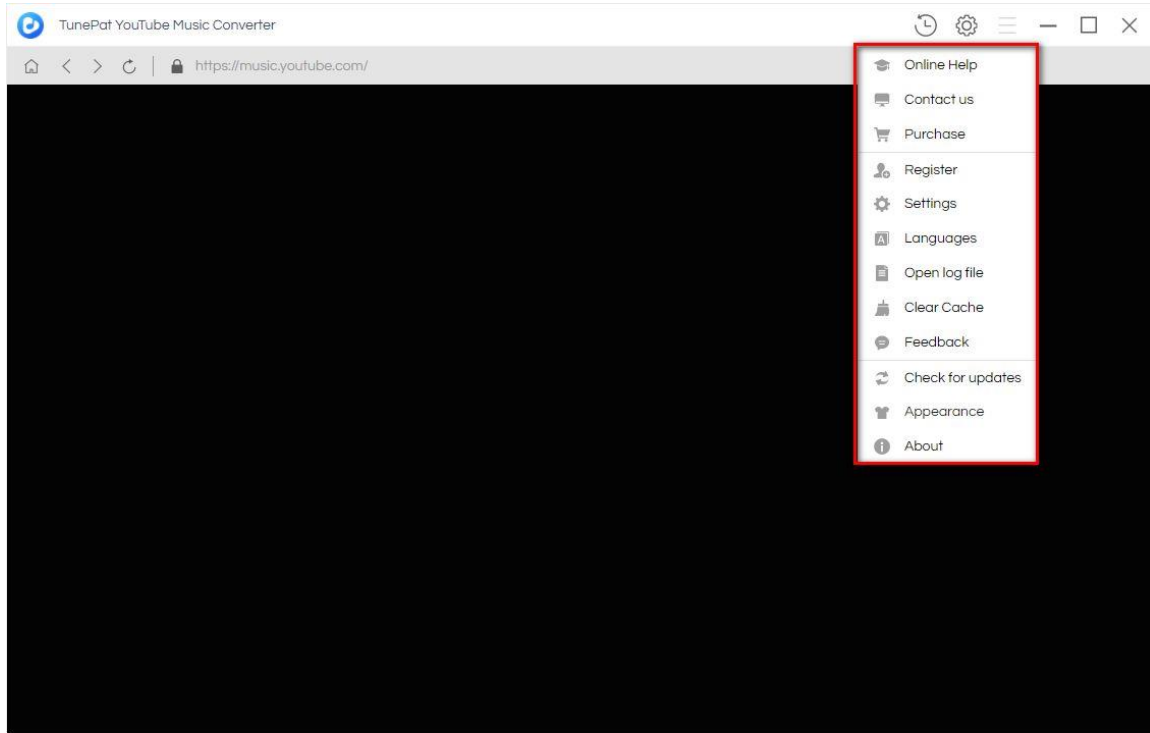


# Tutorial of TunePat YouTube Music Converter for Windows

---

## Menu

After clicking the **Menu** button  on the upper right corner of the interface, you'll see the drop-down list as the following picture. Here you can choose the language you want to use, clear cache with one click, check for update when a new version is available, change the appearance from light mode into dark mode if needed and so on.



## Tutorials

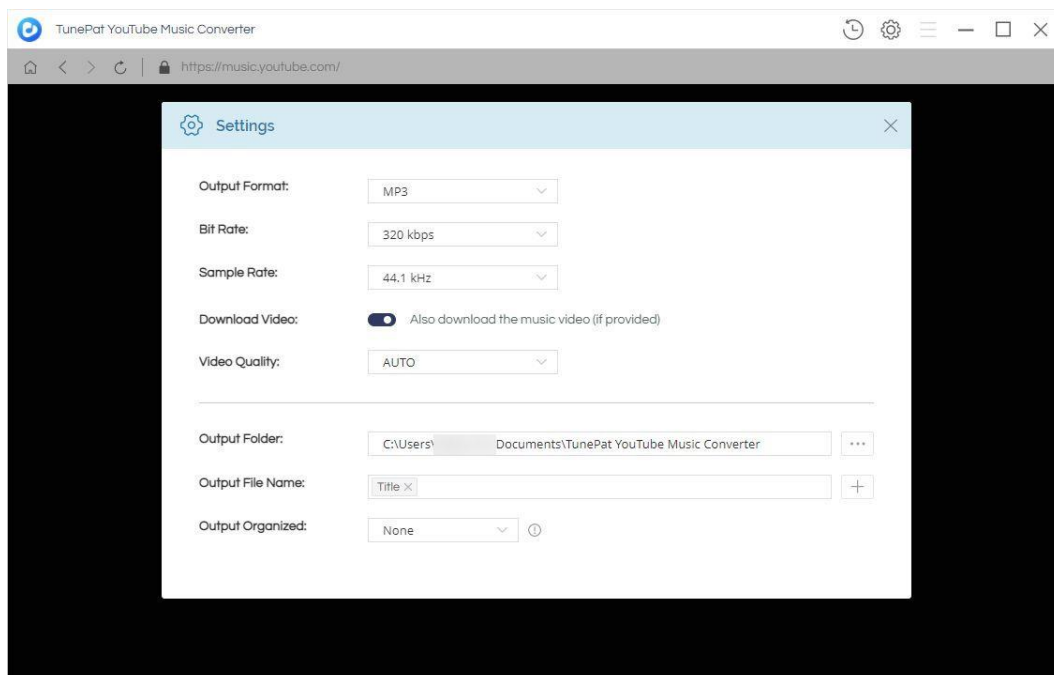
- [Customize Output Parameters](#)
- [Select Music Files to Convert](#)
- [Convert YouTube Music](#)

### Choose Output Format

To access the Settings screen, click the gear icon in the top right corner of the menu bar.

**Download YouTube Music and the corresponding Music videos:** When the pop-up window appears, you will see a button labeled **Download Video** that is by default turned on. After deciding on the audio files' output format and sound quality, you may also decide on the video files' sound quality (**AUTO, 4K, 2K, 1080P, 720P, 480P**). The most popular MP4 format is used as the output format by default.


**Download YouTube Music audio files only:** Please **disable the Download Video** button first if you simply want to download YouTube Music songs. Complete the remaining parameter preferences after that. You can alter the **bit rate, sample rate, output folder, output file name, output music format** (including **Auto, MP3, AAC, WAV, FLAC, AIFF, and ALAC**), and other settings.





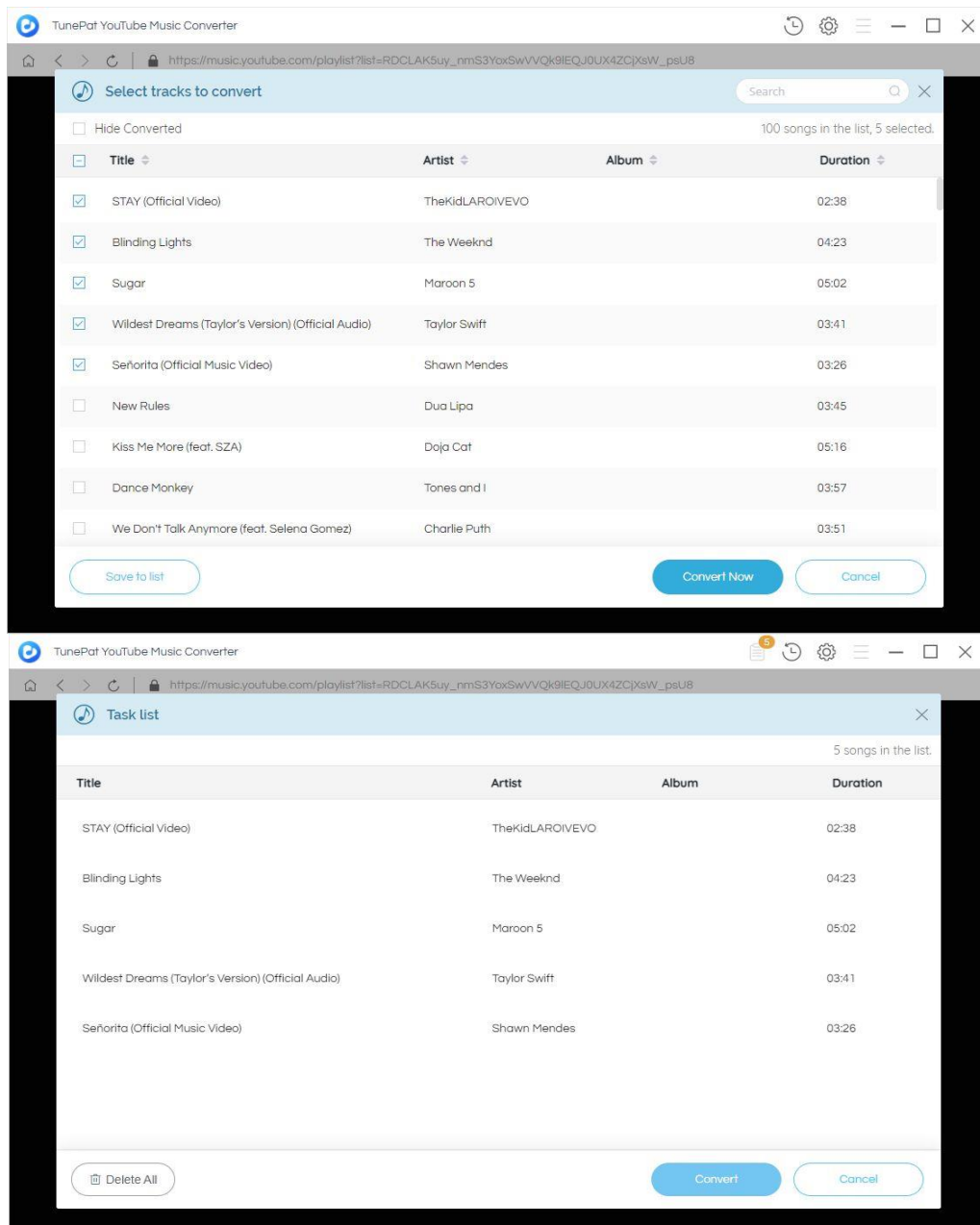
# Tutorial of TunePat YouTube Music Converter for Windows

## Select YouTube Music to Convert

Open specific playlists, artists, or albums from YouTube Music, click the **Add to list** button  on the bottom left of the screen, TunePat will detect and load the songs that can be converted automatically.



Tick off the songs you want to download manually. To convert only these selected items, click on **Convert Now** option to start. To convert several albums or playlists at once, you can click on the **Save to list** button. And these songs will be temporarily saved on a list to be converted.

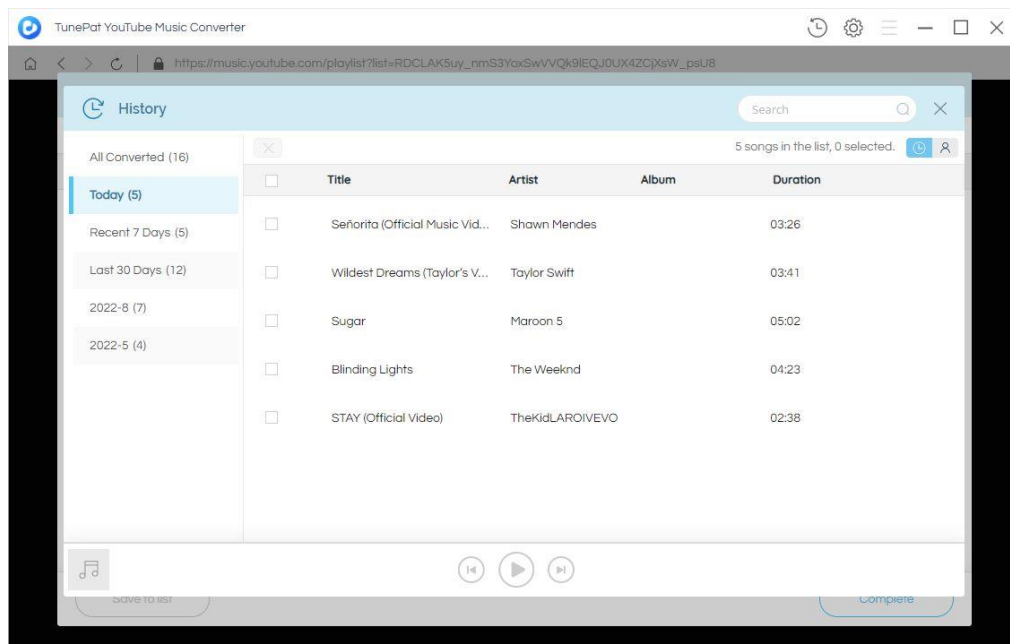
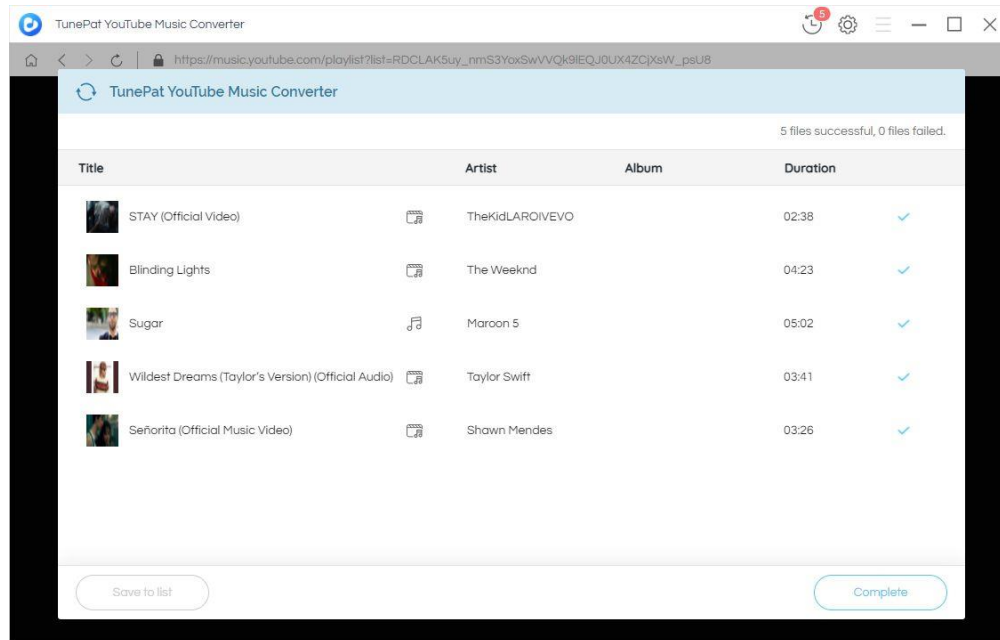
Click the **Convert** button later.



# Tutorial of TunePat YouTube Music Converter for Windows

## Convert YouTube Music

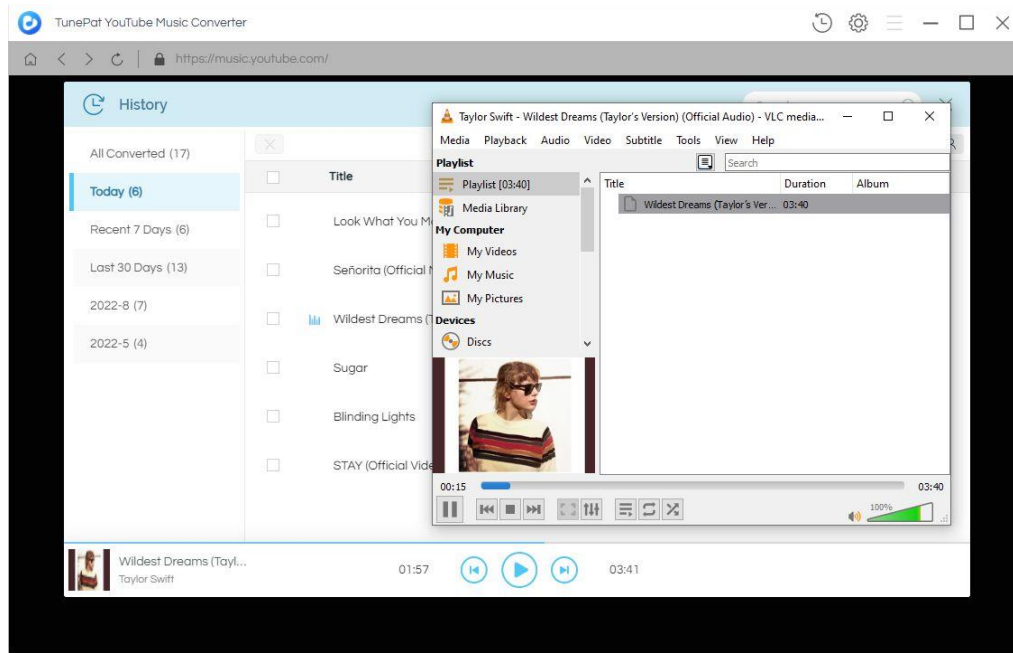
You will see different symbols on the interface. When you see this icon  , it means that you have successfully downloaded the audio as well as the video files for this song. You can go to your local folder to view and play it. You can also browse and play back converted items directly in the **History**  template of the TunePat program, but at the moment only audio files are recorded and played back!



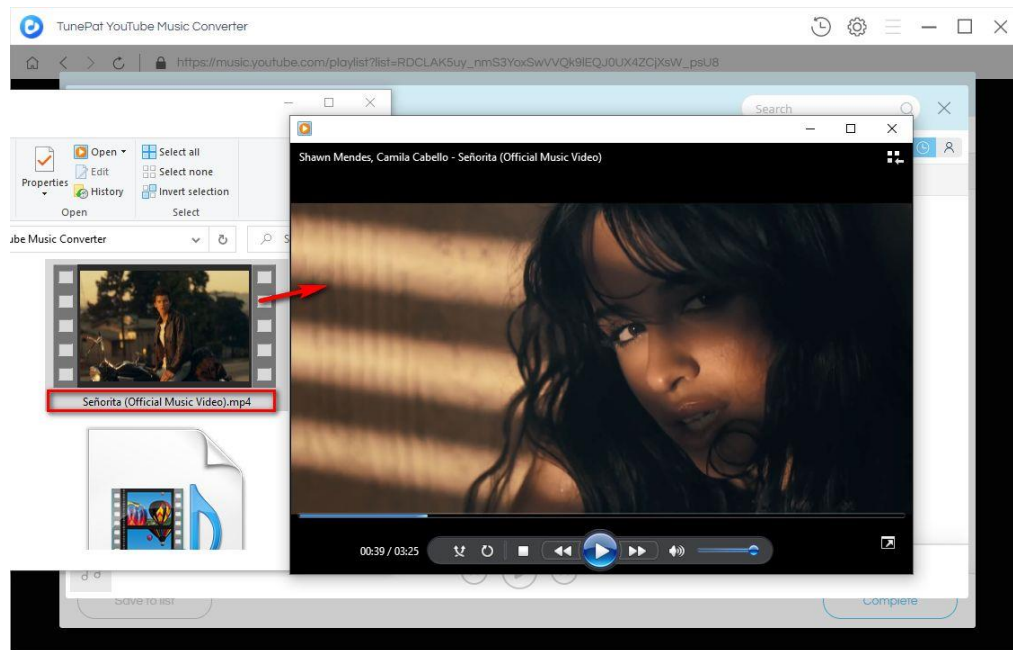
# Tutorial of TunePat YouTube Music Converter for Windows

Now you can play the downloaded YouTube Music songs or videos on your computer.

## Play the Converted YouTube Music Song on Windows PC:



## Play the Converted YouTube Music Video on Windows PC:



## Technical Supports

- [Support](#)
- [Contact](#)

### Support

For more information, please visit TunePat's Official Website.

**Homepage:** <https://www.tunepat.com/>

**Product Page:** <https://www.tunepat.com/youtube-music-converter.html>

If you meet any problem, you may help yourself with TunePat FAQ.

**FAQS Page:** <https://www.tunepat.com/youtube-music-converter/faq.html>

**Support Page:** <https://www.tunepat.com/youtube-music-converter/online-help.html>

### Contact

If you meet any problem when using our products, please contact TunePat technical support team for further assistance. Technical support inquiry, suggestion, feedback, proposal, compliments, or even criticism, are all welcomed.

We are always ready to serve you with prompt and useful email support. From Monday to Sunday, we will answer your emails within 48 hours. Please allow time lag due to different time zones.

**Support E-mail:** [support@tunepat.com](mailto:support@tunepat.com)